



www.gulfconsortium.org

AGENDA

THE GULF CONSORTIUM Executive Committee Meeting

January 25, 2024; 4:30 p.m. Eastern

GoToMeeting

<https://meet.goto.com/615887485>

United States: [+1 \(408\) 650-3123](tel:+14086503123)

Access Code: 615-887-485

if you have trouble with that link go here and input the 9 digit meeting code 615887485...

<https://www.goto.com/meeting/join>

Committee Members

Chair - Commissioner Chris Constance (Charlotte), Vice-chair - Commissioner John Meeks (Levy),
Secretary/Treasurer - Commissioner Jack Mariano (Pasco), Commissioner Robert Bender
(Escambia), David Edwards (Wakulla)

Alternate Committee Members:

Commissioner Charlie Justice (Pinellas)

Staff

Valerie Seidel, Dan Dourte, Richard Bernier, Amy Bainbridge (The Balmoral Group)
Lynn Hoshihara, Evan Rosenthal (Nabors, Giblin & Nickerson, P.A.)

Item 1. Call to Order.

Chairman Commissioner Christopher Constance will call the meeting to order.

Item 2. Roll Call.

Valerie Seidel will call the roll.

Item 3. Additions or Deletions.

Any additions or deletions to the committee meeting agenda will be announced.

RECOMMEND: Approval of a final agenda.

Item 4. Public Comments.

The public is invited to provide comments on issues that are on today's agenda. The meeting will be conducted electronically (or "virtually"). You may participate in the meeting electronically by

www.gulfconsortium.org



www.gulfconsortium.org

joining the go to meeting at <https://global.gotomeeting.com/join/615887485> or you may also dial in using your phone:

United States: +1 (408) 650-3123

Access Code: 615-887-485

Please note: Individuals who have comments concerning a specific agenda item shall make an effort to communicate with staff prior to that agenda item.

(please see backup pages 5-6)

Item 5. Consent Agenda.

The consent agenda items are presented for approval. Executive Committee members may remove any items from this agenda that they have questions on or would like to discuss in depth. Any items removed would then be included in the regular agenda in an order assigned by the Chair.

Consent Agenda Items:

- Minutes of the December 14, 2023 Executive Committee Meeting (*please see backup pages 7-11*)
- Report on delegated authority through January 10, 2024 (*please see back up pages 12-14*)

RECOMMEND: Approve Executive Committee Meeting Minutes and Delegated Authority Report

Item 6. Executive Committee Officer Elections

The Gulf Consortium officer elections of 2024 are to be held at the Consortium's Board meeting on February 6, 2024. The three elected offices include: Chairman, Vice Chairman and Secretary/Treasurer. The following is a summary of the election process as adopted by the Board:

- A Director may nominate him or herself for one or more of the office;
- The Director must notify the Gulf Consortium manager of intention to run for office;
- The Director must secure written approval of the Director's candidacy by the respective Board of County Commissioners. The respective Board's approval must be provided to the Manager prior to the election.
- Re-election of an incumbent officer is allowed;
- Election is by written ballot – in this instance using online polling technology to duplicate the in-person process to the fullest extent possible; a majority vote required of the Directors present and voting; and,
- Newly elected officers take office immediately and serve until the election of new officers in 2024.

The three newly-elected elected officers are required to select two additional Directors to serve as "at large," voting members of the Executive Committee. Also, the Executive Committee selects two additional "at-large alternate" voting members of the Executive Committee

RECOMMEND: Approval of officer elections process for the February 6 Board Meeting

(Please see back up pages 15-18)



www.gulfconsortium.org

Item 7. Committee Assignments

Review proposed audit and risk, finance and budget and policy review committee members.

RECOMMEND: Audit and risk, finance and budget and policy review committee members for the full board approval

(please see backup pages 19-21)

Item 8. Grant Applications Status

Dan Dourte will give an update on grant application status. No new applications received in this cycle. Upcoming subrecipient applications should be delivered to the Gulf Consortium by 5/24/2024; these will be reviewed at the June 2024 Board Meeting. The status for all projects with active funding requests is regularly updated and can be accessed on P.7 of the interface at <https://datavisual.balmoralgroup.us/GulfConsortiumProjects>.

RECOMMEND: For information only

(Please see back up pages 22-25)

Item 9. Financial Report

Richard Bernier will deliver updated financial reports. *(Please see back up pages 26-38)*

RECOMMEND: Approve Financial Reports for Final Board Approval

Item 10. SEP Amendment #6

Dan Dourte will provide an update on the 6th SEP amendment to accommodate project changes in Gulf Consortium counties. Comments were addressed and it is ready for submission to RESTORE Council.

(Please see back up pages 39-76)

RECOMMEND: Approve final SEP Amendment #6 to move forward for Full Board Review.

Item 11. Project Highlight

Dan Dourte will highlight implementation successes in Sarasota County's Dona Bay Hydrologic Restoration project 19-1 *(Please see back up pages 77-82)*

RECOMMEND: For information only

Item 12. General Counsel Report

There are no updates from General Counsel. *(Please see back up pages 83-84)*

RECOMMEND: For information only

Item 13. Manager's Report

Valerie Seidel will present an updated manager's report. *(Please see back up pages 85-86)*

RECOMMEND: For information only

Item 14. Public Comments

The public is invited to provide comments on relevant issues. *(Please see back up pages 87-88)*

www.gulfconsortium.org



www.gulfconsortium.org

Item 15. Executive Committee Member Comments

Members of the Gulf Consortium Executive Committee are invited to provide comments on relevant issues (*Please see back up 89-90*)

Item 16. Upcoming Gulf Consortium Board Meeting

February 6, 2023 at 4:00pm ET

ONLINE and/or PHONE – not in person.

NOTE – this meeting will include officer elections (by electronic ballot) for Chair, Vice-chair, and Secretary/Treasurer.

Item 17. Adjourn

AGENDA ITEM 4

**Gulf Consortium Executive Committee Meeting
January 25, 2024**

**Agenda Item 4
Public Comments**

Statement of Issue:

The public is invited to provide comments on issues that are on today's agenda

Attachments:

None

Prepared by:

Grant Miller
The Balmoral Group
Economic Analyst
On: January 18, 2024

AGENDA ITEM 5a

**Gulf Consortium Executive Committee Meeting
January 25, 2024**

**Agenda Item 5a
Approval of December 14th, 2023
Meeting Minutes**

Statement of Issue:

Request to approve the minutes of the December 14th, 2023 meetings of the Gulf Consortium Executive Committee.

Options:

- (1) Approve the December 14th, 2023 minutes as presented;
- or
- (2) Amend and then approve the minutes.

Recommendation:

Motion to approve Option 1.

Prepared by:

Grant Miller, The Balmoral Group
On: January 18, 2024

Attachment:

Draft Minutes, December 14th, 2023 meeting of the Gulf Consortium Executive Committee.

Action Taken:

Motion to: _____, Made by: _____;

Seconded by: _____.

Approved ____; Approved as amended ____; Defeated ____.

**Gulf Consortium Executive Committee Meeting
December 14, 2023 Time 4:30p.m. (Eastern)
Teleconference**

Members in Attendance: Chair - Commissioner Christopher Constance (Charlotte), Vice-chair - Commissioner John Meeks (Levy), Secretary/Treasurer - Commissioner Jack Mariano (Pasco), Commissioner Robert Bender (Escambia), Commissioner Charlie Justice (Pinellas)

Also in Attendance: Staff: Valerie Seidel, Dan Dourte, Richard Bernier, Grant Miller (all, of The Balmoral Group); Legal Counsel: Evan Rosenthal, Lynn Hoshihara (Nabors, Giblin & Nickerson)

Agenda Item #1 – Call to Order

Chairman Christopher Constance called the meeting to order at 4:30pm.

Agenda Item #2 – Roll Call

Valerie Seidel called the roll. Attendees as above.

Agenda Item #3 – Addition or Deletions

Chairman Christopher Constance asks the committee if they have any additions, deletions, or corrections to the agenda. No changes were made. Commissioner Mariano made the motion, second by Robert Bender. Unanimous Approval.

ACTION: EXECUTIVE COMMITTEE APPROVED

Agenda Item #4 – Public Comment

None.

Agenda Item #5 – Consent Agenda

Chairman Christopher Constance presents the minutes from the September 11 Executive Committee Meeting and the Report on Delegated Authority through October 31 for approval. A motion was made for approval of the minutes and delegated authority by Commissioner Meeks, seconded by Robert Bender. Unanimous Approval.

ACTION: EXECUTIVE COMMITTEE APPROVED

Agenda Item #6 – 2024 Calendar

Dan Dourte reviews the upcoming 2024 Calendar of Gulf Consortium Meeting Dates and presents for committee approval to go to full board review. A motion was made for approval of the calendar by Commissioner Meeks, seconded by Robert Bender. Unanimous Approval.

ACTION: EXECUTIVE COMMITTEE APPROVED

Agenda Item #7- 6th SEP Amendment

Chairman Christopher Constance recognized Daniel Dourte who gave an update to the SEP Amendment Draft to be sent to the full board for review. Changes were made in Charlotte, Hernando, Pasco, Pinellas, Levy, and Wakulla Counties for new projects, funding allocations, and project scope clarification. Charlotte County replaced their existing project with a new SEP project for WRF upgrades. Hernando County is adjusting funding allocations from project 14-4 to 14-5. Pasco County is removing all SEP projects other than 15-9 (channel improvements and water quality) and is expanding 15-9 to be the County's single SEP project. Pinellas County is clarifying the scope and needed co-funding for its project 16-2 Wastewater Collection System Improvements. Levy County is clarifying that the project subrecipient for project 12-2 is to be determined or adjusted as needed during project implementation. Wakulla County is redirecting all SEP project funds to project 8-1: Wakulla Springshed Water Quality Protection Program to address cost escalation for the construction portion of the Otter Creek WWTF. If approved in draft form at the December 15th Board meeting, this

would open the required 45-day public comment starting within a few days of that Board meeting. The document was provided to RESTORE as a preliminary review. Commissioner Charlie Justice made the motion to approve the 6th SEP Amendment to the full board, seconded by Commissioner Meeks. Unanimous Approval.

ACTION: EXECUTIVE COMMITTEE APPROVED

Agenda Item #8 – Grant Applications Status

Chairman Christopher Constance recognized Dan Dourte who informed the board of one new grant application for a Monroe County project requesting \$12.5M. The next deadline for new applications is January 5th before the February Board Meeting. The question was raised that as it moves forward into the queue, although they have the funding now, if everything had gone along appropriately would the funding be available? Dan responded that it might be up to the limit and that funding is fine now, but in that case only part of the funding may have been provided now, with the reminder to be funded later. Following up, the question was raised if this was the project they started with, to which the answer was that this was the project they had planned to start with and initially had planned to start straight away but was now only starting 4 years later, and that splitting it into multiple pieces just equals to more money having to be paid later. Commissioner Bender made the motion to approve the grant applications for full board review, and Chairman Constance seconded the motion. Unanimous Approval.

ACTION: EXECUTIVE COMMITTEE APPROVED

Agenda Item #9 – Financial Report

Chairman Christopher Constance recognized Richard Bernier who provided the balance sheets and income statements end of fiscal year 2023 and October 31st. There was \$76k in General Fund and \$33K in adaptive planning. Richard also detailed the anticipated opening of the new Wells Fargo account. Commissioner Bender made the motion to approve the financial reports to the full board, second by Charlie Justice. Unanimous Approval.

ACTION: EXECUTIVE COMMITTEE APPROVED

Agenda Item #10- Project Highlight

Daniel Dourte provided a project highlight to the committee. This is something that will be done at each board meeting. The goal is to recognize the work to improve the gulf through success stories. The Santa Rosa Sound Water Quality Improvement Program collects, interprets, and shares data about water quality characteristics from nine stations in and around Santa Rosa Sound. This project established a water quality monitoring program and will also provide septic-to-sewer conversions and wastewater treatment plant upgrades in the Soundside Drive and Navarre Beach locations. Naisy Dolar serves as project manager with Santa Rosa County. This item was for information only.

Agenda Item #11- General Counsel Report

There were no updates from General Counsel.

Agenda Item #12- Managers Report

Chairman Constance recognized Valerie Seidel who provided an update on the manager's report. Valerie presented that there are currently 51 grants in stages of activity, with \$118m in active funds, \$182m in awards, and \$24m in restore reviews. She recommended to plan now for what projects will be happening a year from now along with a new quarterly review schedule coming up, with 18 reviews completed and an annual risk assessment upcoming. Dan also traveled to Alabama for restore training, and will be having more frequent check-ins with the restore council. \$4.7m has been received and is in the process of getting accounts straightened out with Leon County. Elections are coming up soon, and will follow a virtual election format. Chairman Constance was asked if he planned to stay on as chairman, to which he responded yes.

Agenda Item 12 Public Comments

None

Agenda Item #13– Executive Committee Member Comments

Chairman Christopher Constance asks if any members from the committee wish to make a comment. There was some discussion of meeting dates, as this meeting was a reschedule due to the planned meeting last week running into scheduling conflicts due to having been calendared for a Tuesday, and will be planned to occur on Wednesdays or Thursdays in the future.

Agenda Item #14 – Upcoming Board Meeting

The next meeting is virtual on January 25th, 2024. There will be a meeting in January for the officer elections and to meet 45 days after SEP. This may be added to the next Board Meeting to discuss when they will have the January meeting.

Agenda Item #17 – Adjourn

There being no further business the meeting was adjourned at 5:00pm

DRAFT

AGENDA ITEM 5b

**Gulf Consortium Executive Committee Meeting
January 25, 2024**

Consent Agenda

Item 5b

**Report on Delegated Authority
Actions from November 5, 2023 – January 10, 2024**

Summary:

Staff report of actions carried out through delegated authority of the Board. There were 2 annual reports and there were 16 draw requests for SEP project work. A detailed listing of individual transactions follows.

Submission Date	Action Taken	County	Project No.	Amount
11/29/2023	Performance Report	Pinellas	16-1	
11/29/2023	Performance Report	Hillsborough	17-1	
11/30/2023	Draw Request	Adaptive Planning	24-1	2,013.20
11/30/2023	Draw Request	Pinellas	16-2	287.59
11/30/2023	Draw Request	Pasco	15-1	17,450.53
11/30/2023	Draw Request	Gulf	6-1	15,073.27
11/30/2023	Draw Request	Okaloosa	3-3	1,225.37
11/30/2023	Draw Request	Citrus	13-2	1,181.25
11/30/2023	Draw Request	Hillsborough	17-1	2,119.39
11/30/2023	Draw Request	Levy	12-2	4,044.96
11/30/2023	Financial Report	Pinellas	16-1	
11/30/2023	Financial Report	Hillsborough	17-1	
12/22/2023	Draw Request	Adaptive Planning	24-1	13,679.10
12/22/2023	Draw Request	Santa Rosa	2-1	1,094.08
12/22/2023	Draw Request	Hernando	14-1	79,623.11
12/22/2023	Draw Request	Pinellas	16-3	756.48
12/22/2023	Draw Request	Franklin	7-3	1,925.58

12/22/2023	Draw Request	Taylor	10-3	1,312.89
12/22/2023	Draw Request	Pinellas	16-1	2,275.68
12/22/2023	Draw Request	Manatee	18-6	125,185.33

AGENDA ITEM 6

Gulf Consortium Executive Committee
January 25, 2024

Agenda Item 6
Discussion of Officer Elections for 2024

Executive Summary:

Discussion of the election of Gulf Consortium officers and the Executive Committee positions for 2024.

Background:

The elections of 2024 officers will be held at the Consortium's Board meeting on February 6, 2024. The three elected offices include: Chair, Vice Chair and Secretary/Treasurer. The following is a summary of the election process as adopted by the Board:

- Self-nomination for one or more of the offices sought;
- Notification to the Consortium Manager by January 17, 2024;
- Written approval by the respective Board of County Commissioners of the Director's candidacy provided to the Manager prior to the election;
- Re-election of an incumbent officer allowed;
- Election by written ballot or board motion if only incumbents have self-nominated; a majority vote required of the Directors present and voting; and,
- Newly elected officers take office immediately and serve until the election of new officers in 2025.

The three newly-elected elected officers are required to select two additional Directors to serve as "at large," voting members of the Executive Committee. Also, the Executive Committee selects two additional "at-large alternate" voting members of the Executive Committee.

Analysis:

The Interlocal Agreement establishes the following elected officers: Chairman, Vice-Chairman and Secretary-Treasurer. These officers must be Directors and shall each serve a one-year term, unless reelected. The duties of the Chairman include signing documents, calling meetings of the Board and taking such other actions and having such other powers as provided by the Board. See, Sec. 3.04, 3.05, 3.07. The Vice-Chairman is authorized to act in the absence or otherwise inability of the Chairman to act. Sec. 3.05. The Secretary-Treasurer is responsible for the minutes of the meetings and shall have other powers approved by the Board. Sec. 3.05. The Interlocal Agreement also provides that the Chairman, Vice-Chairman and Secretary-Treasurer shall select two other Directors who, together with the elected officers, shall constitute an Executive Committee.

Pursuant to the procedure adopted by the Board in November 2012 (copy attached), the Board is required to annually elect three officers from among the Directors at the first meeting of the year.

The nomination period for election to the Executive Committee closed on January 17, 2024. The following individuals have self-nominated and are running for the offices indicated in 2024:

Nominated Directors:

Director name	County	Office(s) Sought
Commissioner Constance	Charlotte	Chair (incumbent)
Commissioner Meeks	Levy	Chair, Vice-Chair (incumbent), Secretary-Treasurer
Commissioner Mariano	Pasco	Secretary-Treasurer (incumbent)

Options:

Discussion only; voting by motion at February 6, 2024 Board meeting. Voting can occur by single Board action to elect the three Directors for Chair (Commissioner Constance), Vice-Chair (Commissioner Meeks), and Secretary-Treasurer (Commissioner Mariano) – this process was used in elections in January 2023.

Attachments:

Election process approved in 2012

Prepared by:

Dan Dourte
The Balmoral Group
January 18, 2024

Gulf Consortium Process for Election of the Chairman, Vice Chairman and Secretary-Treasurer

Adopted by the Board of Directors in November 2012.

Commencing with the elections in 2013 and applicable annually thereafter, the following election process is approved:

- **Date of Election.** Election of officers shall be held annually at the Board's first meeting of the calendar year (the "Election Meeting").
- **Term of Office.** An officer shall take office immediately upon election. The term of office shall end upon the election of the officer at the following year's Election Meeting of the Board
- **Self Nomination and Notification; Timelines.--** Any Director wishing to run for an elected office shall formally declare his/her candidacy by the Qualifying Date which is either December 15 of the year before the term begins, or such other date, as set by the Manager, that is not less than 20 days prior to the Election Meeting. The Manager shall provide notice to each Director of the Qualifying Date at least 45 days before the Election Meeting. The Director's declaration of candidacy must be in writing, stating the office or offices sought, and be received by the Manager on or before the Qualifying Date. The Director shall send the declaration of candidacy to the Manager by either (a) express delivery, return receipt requested, or (b) via electronic mail (email). The Manager shall acknowledge receipt of emails declaring candidacy within 24 hours of receipt. However, it shall be the responsibility of the Director declaring his or her candidacy to assure that the email has been received by the Manager on or before the qualifying date.
- **Board of County Commissioners Approval.--** On or before the Election Meeting, a Director who is a candidate for office shall cause to be delivered a letter or resolution to the Manager from that Director's board of county commissioners stating its support for that Director's candidacy for an officer of the Gulf Consortium.
- **Order of Election and Written Ballot.--** At the Election Meeting of the Board of Directors, the Manager shall conduct the election of the offices for the Chairman, Vice-Chairman and Secretary-Treasurer in that order. Qualified candidates shall be given an opportunity to address the Directors for three minutes each. After the candidates' presentation for the respective office, the Interim Manager shall issue a written ballot for each Director to vote his or her preference for that office.
- **Majority Vote Requirements.--** A majority vote of the Directors present shall be required for the election of the officer. Voting shall continue until a majority vote of the Directors present is achieved for a candidate for the office. In case of a tie, the Interim Manager shall call for another vote for those tied until the office is filled by a majority vote of the Directors present.

AGENDA ITEM 7

**Gulf Consortium Executive Committee Meeting
January 25, 2024**

**Agenda Item 7
Committee Assignments**

Statement of Issue:

Gulf Consortium policies provide for several Committees. Committee Members serve in meetings outside of formal Board meetings to review specific documents or processes. Concurrent with Board elections, committee membership is renewed for the coming year.

The Audit and Risk committee reviews the outside audit and participates in a series of calls with the outside auditor to hear the status of the annual audit and any findings.

The Finance and Budget Committee reviews and approves the financial package prior to presentation to the full Board.

The Policy Review Committee reviews Consortium policies and procedures annually to identify any needed updates to reflect changes in compliance requirements, practice, or governing laws or rules.

All Committee appointments are made subject to availability and based on specific training, credentials or responsibilities pertinent to subject matter.

Action:

Approve Audit and Risk Committee composition of:

- Commissioner Robert Bender (Escambia County)
- Richard Arthur (Charlotte County)
- Helen Gornes (Hernando County)

Approve Finance and Budget Committee composition of:

- LaWanda Pemberton (Taylor County)
- Yana Matiyuk (Pinellas County)
- Patti Wilken (Sarasota County)
- Robert Carrol (Bay County)

Approve Policy Review Committee composition of:

- Lawanda Pemberton, Taylor County (Board member)
- Yana Matiyuk, Pinellas County (specialized Finance/Accounting)
- Michelle Metcalf, Wakulla County (RESTORE Coordinator)
- Jane Evans, Okaloosa County (RESTORE Coordinator)
- Lynn Hoshihara (General Counsel)

Prepared by:

Valerie Seidel
The Balmoral Group

On: January 18, 2024

Action Taken:

Motion to: _____, Made by: _____; Seconded
by: _____.

Approved ____; Approved as amended ____; Defeated _____.

AGENDA ITEM 8

**Gulf Consortium Executive Committee Meeting
January 25, 2024**

**Agenda Item 8
Grant Applications**

Statement of Issue:

Reminder of upcoming grant application deadline. One new application (new project) for review.

Background:

The next recommended deadline for submission of grant application materials is 5/24/2024, to allow for staff time to prepare applications for the June Consortium Board Meeting. See project data dashboard (page navigation arrows at bottom of dashboard) for project and milestones lists:

<http://datavisual.balmoralgroup.us/GulfConsortiumProjects>. Please let us know if you have projects planned for later that could possibly start now; these can be reviewed by the Board if they are able to start sooner than originally planned.

Please consider what work you want to start in the next year; if you want Bucket 3 funded work to start by June 2025, you should start the funding application process now. Pre-award costs may be allowable but that brings some extra risk.

Reminder - all active project with supporting information can be reviewed here:

<https://datavisual.balmoralgroup.us/GulfConsortiumStoryMap>

That link includes access to all project deliverables (plans, permits, as-built documentation, etc.)

Most Recent Activity:

There is a new funding request for Pasco County's 15-9 Channel Restoration and Water Quality Project. About \$12.5M in RESTORE bucket 3 funds will support the construction/implementation of canal restoration and stormwater upgrades near the Gulf coast in Pasco County. The submission of this application to RESTORE Council is subject to final approval by RESTORE of the 6th SEP Amendment, which included the expanded scope of this project. This project will also utilize Pasco County's portion of the HESI funds as an additional co-funding source.

Attachments:

- Applications summary table

Options:

- Approve this funding request for full Board review
- Committee direction

Prepared by:

Dan Dourte

The Balmoral Group, Grants Administrator

On: January 16, 2024

Project Applications/Amendments Summary Table

County	Project Name	Milestones	Metrics	Total Amount	Subrecipient Amount	Start Date	End Date	County Risk/ Project Risk
Pasco	15-9 Channel Restoration and Water Quality Project	Construction	RES002 - Watershed management - Number of upgrades to stormwater and/or wastewater systems CO1107 - Economic benefits - Linear feet of transportation channel improved	\$12,624,988	\$12,319,988 of Bucket 3 and \$205,000 of HESI funds (co-funding)	12/1/2024	12/1/2029	TBD

Total new Pot 3 funding request: \$12,624,988

NOTE: See all project status on P. 7 of <http://datavisual.balmoralgroup.us/GulfConsortiumProjects> (navigation arrows at bottom of screen on that link)

AGENDA ITEM 9

**Gulf Consortium Executive Committee Meeting
January 25, 2024**

**Agenda Item 9
Financial Statements**

Statement of Issue:

Presentation of the most recent monthly financial statements.

Background:

Financial Statements are produced monthly for the Consortium. Additionally, attachments include a listing of the cash receipts and cash disbursements since the last report date.

Attachments:

- a) Balance Sheet through December 31, 2023
- b) Income Statement from October 1, 2023 through December 31, 2023
- c) Deposits November 1, 2023 through December 31, 2023
- d) Disbursements November 1, 2023 through December 31, 2023

Action Required:

- 1) Recommend approval Financial Reports for Full Board Approval
- 2) Other Committee direction

Staff Recommendation:

Approve as proposed.

Prepared by:

Richard Bernier
The Balmoral Group
Finance Manager
On: January 18, 2024

Action Taken:

Motion to: _____, Made by: _____;

Seconded by: _____.

Approved____; Approved as amended____; Defeated_____.

Gulf Consortium
Balance Sheet
As of December 31, 2023

	<u>Dec 31, 2023</u>
ASSETS	
Current Assets	
Checking/Savings	
Cash	
Grant Account (Wells Fargo)	125,893.46
Operating Account (Seaside)	4,928,527.56
Total Cash	<u>5,054,421.02</u>
Total Checking/Savings	5,054,421.02
Accounts Receivable	
Adaptive Planning	401,106.43
Grants Receivable (SEP)	48,625,750.05
Accounts Receivable (General)	23,766.00
Total Accounts Receivable	<u>49,050,622.48</u>
Total Accounts Receivable	49,050,622.48
Other Current Assets	
Other Current Assets	
Other Receivables	112,819.07
Prepaid Expenses	20,652.93
Total Other Current Assets	<u>133,472.00</u>
Undeposited Funds	2.00
Total Other Current Assets	<u>133,474.00</u>
Total Current Assets	<u>54,238,517.50</u>
TOTAL ASSETS	<u><u>54,238,517.50</u></u>
LIABILITIES & EQUITY	
Liabilities	
Current Liabilities	
Accounts Payable	
Payables	
Accounts Payable (Grants)	129,372.79
Accounts Payable (General)	5,893.75
Total Payables	<u>135,266.54</u>
Total Accounts Payable	135,266.54
Other Current Liabilities	
Accrued Liabilities	
Accrued Liabilities (Grants)	49,151,481.25
Total Accrued Liabilities	<u>49,151,481.25</u>
Total Other Current Liabilities	<u>49,151,481.25</u>
Total Current Liabilities	<u>49,286,747.79</u>
Total Liabilities	49,286,747.79
Equity	
Funds Transfers	(59,372.93)
Temp. Restricted Net Assets	4,725,816.72
Unrestricted Net Assets	170,551.22
Net Income	114,774.70
Total Equity	<u>4,951,769.71</u>
TOTAL LIABILITIES & EQUITY	<u><u>54,238,517.50</u></u>

Gulf Consortium
Profit & Loss
 October through December 2023

	<u>Adaptive Planning</u>	<u>General Fund</u>	<u>SEP Grants</u>	<u>TOTAL</u>
Income				
Adaptive Planning Grant	19,986.12	-	-	19,986.12
Direct Contributions	-	124,122.00	-	124,122.00
Grant Funds - SEP	-	-	82,854.70	82,854.70
Total Income	<u>19,986.12</u>	<u>124,122.00</u>	<u>82,854.70</u>	<u>226,962.82</u>
Adaptive Planning	19,986.12	-	-	19,986.12
SEP Grants	-	-	82,854.70	82,854.70
General Consortium Expenses				
Special District Fees	-	175.00	-	175.00
Management Fees	-	8,922.30	-	8,922.30
Legal Fees	-	250.00	-	250.00
Total General Consortium Expenses	<u>-</u>	<u>9,347.30</u>	<u>-</u>	<u>9,347.30</u>
Total Expense	<u>19,986.12</u>	<u>9,347.30</u>	<u>82,854.70</u>	<u>112,188.12</u>
Net Income	<u>-</u>	<u>114,774.70</u>	<u>-</u>	<u>114,774.70</u>

Gulf Consortium Deposit Detail November through December 2023

Type	Num	Date	Name	Account	
Deposit		11/10/2023		1020 - Operating Account (Seaside)	18,196.00
Payment	70570	11/28/2023	Taylor County		(1,764.00)
Payment	198446	11/28/2023	Wakulla County		(1,764.00)
Payment	364807	11/28/2023	Charlotte County		(7,334.00)
Payment	2401407	11/28/2023	Santa Rosa County		(7,334.00)
TOTAL					(18,196.00)
Deposit		11/30/2023		1030 - Grant Account (Wells Fargo)	27,695.56
Payment	20-19	11/30/2023	ASAP.gov		(2,013.20)
Payment	23-07	11/30/2023	ASAP.gov		(287.59)
Payment	41-04	11/30/2023	ASAP.gov		(1,750.53)
Payment	50-02	11/30/2023	ASAP.gov		(15,073.27)
Payment	90-09	11/30/2023	ASAP.gov		(1,225.37)
Payment	107-04	11/30/2023	ASAP.gov		(1,181.25)
Payment	111-04	11/30/2023	ASAP.gov		(2,119.39)
Payment	112-05	11/30/2023	Levy County		(4,044.96)
TOTAL					(27,695.56)
Deposit		12/08/2023		1020 - Operating Account (Seaside)	22,002.00
Payment	213599	12/08/2023	Collier County		(7,334.00)
Payment	496911	12/08/2023	Citrus County		(7,334.00)
Payment	3768534	12/08/2023	Hillsborough County		(7,334.00)
TOTAL					(22,002.00)
General Journal	453	12/11/2023		1020 - Operating Account (Seaside)	13,087.50

Gulf Consortium Deposit Detail

November through December 2023

Type	Num	Date	Name	Account	Amount
			ASAP.gov		(12,037.50)
			ASAP.gov		(1,050.00)
TOTAL					<u>(13,087.50)</u>
Deposit		12/12/2023		1020 - Operating Account (Seaside)	9,098.00
Payment	323278	12/08/2023	Jefferson County		(1,764.00)
Payment	1189473	12/08/2023	Manatee County		(7,334.00)
TOTAL					<u>(9,098.00)</u>
Deposit		12/22/2023		1030 - Grant Account (Wells Fargo)	225,852.25
Payment	20-20	12/22/2023	ASAP.gov		(13,679.10)
Payment	36-07	12/22/2023	ASAP.gov		(1,094.08)
Payment	110-09	12/22/2023	ASAP.gov		(79,623.11)
Payment	48-02	12/22/2023	ASAP.gov		(756.48)
Payment	29-05	12/22/2023	ASAP.gov		(1,925.58)
Payment	46-02	12/22/2023	ASAP.gov		(1,312.89)
Payment	91-06	12/22/2023	Pinellas County		(2,275.68)
Payment	28-05	12/22/2023	ASAP.gov		(125,185.33)
TOTAL					<u>(225,852.25)</u>

Gulf Consortium
Check Detail
November through December 2023

Type	Num	Date	Name	Item	Account	Paid Amount	Original Amount
Bill Pmt -Check		12/08/2023	Leon County		1030 - Grant Account (Wells Fargo)		(0.70)
Bill		12/01/2023			6220 - Administration	(0.70)	0.70
TOTAL						(0.70)	0.70
Bill Pmt -Check		12/08/2023	The Balmoral Group, LLC		1030 - Grant Account (Wells Fargo)		(2,012.50)
Bill	500020.17	12/01/2023			6220 - Administration	(2,012.50)	2,012.50
TOTAL						(2,012.50)	2,012.50
Bill Pmt -Check		12/08/2023	Leon County		1030 - Grant Account (Wells Fargo)		(0.09)
Bill	23-07	12/01/2023			8416023 - Contractual	(0.09)	0.09
TOTAL						(0.09)	0.09
Bill Pmt -Check		12/08/2023	Leon County		1030 - Grant Account (Wells Fargo)		(0.53)
Bill	41-03	12/01/2023			8415012 - Contractual	(0.53)	0.53
TOTAL						(0.53)	0.53
Bill Pmt -Check		12/08/2023	The Balmoral Group, LLC		1030 - Grant Account (Wells Fargo)		(1,750.00)
Bill	500041.04	12/01/2023			8415012 - Contractual	(1,750.00)	1,750.00
TOTAL						(1,750.00)	1,750.00
Bill Pmt -Check		12/08/2023	Goodman Appraisal Consultants		1030 - Grant Account (Wells Fargo)		(3,250.00)
Bill		12/01/2023			8406013 - Contractual	(3,250.00)	3,250.00
TOTAL						(3,250.00)	3,250.00
Bill Pmt -Check		12/08/2023	Hartman Consultants		1030 - Grant Account (Wells Fargo)		(7,800.00)
Bill		12/01/2023			8406012 - Consultants/Subrecipients	(7,800.00)	7,800.00
TOTAL						(7,800.00)	7,800.00

Gulf Consortium
Check Detail
November through December 2023

Type	Num	Date	Name	Item	Account	Paid Amount	Original Amount
Bill Pmt -Check		12/08/2023	Leon County		1030 - Grant Account (Wells Fargo)		(4.52)
Bill	50-02	12/01/2023			8406013 - Contractual	(4.52)	4.52
TOTAL						(4.52)	4.52
Bill Pmt -Check		12/08/2023	NGN		1030 - Grant Account (Wells Fargo)		(362.50)
Bill	49477	10/31/2023			8406013 - Contractual	(100.11)	362.50
					8414015 - Contractual	(110.48)	400.00
					8412023 - Contractual	(41.43)	150.00
					8416033 - Contractual	(13.81)	50.00
					8999999 - Non-awarded Suspense Account	(96.67)	350.00
TOTAL						(362.50)	1,312.50
Bill Pmt -Check		12/08/2023	The Balmoral Group, LLC		1030 - Grant Account (Wells Fargo)		(2,668.75)
Bill	500050.02	12/01/2023			8406013 - Contractual	(2,668.75)	2,668.75
TOTAL						(2,668.75)	2,668.75
Bill Pmt -Check		12/08/2023	Leon County		1030 - Grant Account (Wells Fargo)		(0.37)
Bill	90-08	12/01/2023			8403037 - Contractual	(0.37)	0.37
TOTAL						(0.37)	0.37
Bill Pmt -Check		12/08/2023	The Balmoral Group, LLC		1030 - Grant Account (Wells Fargo)		(1,225.00)
Bill	500090.07	12/01/2023			8403037 - Contractual	(1,225.00)	1,225.00
TOTAL						(1,225.00)	1,225.00
Bill Pmt -Check		12/08/2023	The Balmoral Group, LLC		1030 - Grant Account (Wells Fargo)		(1,181.25)
Bill	500107.04	12/01/2023			8413023 - Contractual	(1,181.25)	1,181.25
TOTAL						(1,181.25)	1,181.25

Gulf Consortium
Check Detail
November through December 2023

Type	Num	Date	Name	Item	Account	Paid Amount	Original Amount
Bill Pmt -Check		12/08/2023	Leon County		1030 - Grant Account (Wells Fargo)		(0.64)
Bill	111-04	12/01/2023			8417013 - Contractual	(0.64)	0.64
TOTAL						(0.64)	0.64
Bill Pmt -Check		12/08/2023	The Balmoral Group, LLC		1030 - Grant Account (Wells Fargo)		(1,356.25)
Bill	500111.04	12/01/2023			8417013 - Contractual	(1,356.25)	1,356.25
TOTAL						(1,356.25)	1,356.25
Bill Pmt -Check		12/08/2023			1030 - Grant Account (Wells Fargo)		(1.21)
Bill	112-05	12/01/2023			8412023 - Contractual	(1.21)	1.21
TOTAL						(1.21)	1.21
Bill Pmt -Check		12/08/2023	NGN		1030 - Grant Account (Wells Fargo)		(150.00)
Bill	49477	10/31/2023			8406013 - Contractual	(41.44)	362.50
					8414015 - Contractual	(45.71)	400.00
					8412023 - Contractual	(17.14)	150.00
					8416033 - Contractual	(5.71)	50.00
					8999999 - Non-awarded Suspense Account	(40.00)	350.00
TOTAL						(150.00)	1,312.50
Bill Pmt -Check		12/08/2023	The Balmoral Group, LLC		1030 - Grant Account (Wells Fargo)		(3,893.75)
Bill	500112.05	12/01/2023			8412023 - Contractual	(3,893.75)	3,893.75
TOTAL						(3,893.75)	3,893.75
Bill Pmt -Check		12/29/2023	Leon County		1030 - Grant Account (Wells Fargo)		(4.10)
Bill	20-20	12/15/2023			6220 - Administration	(4.10)	4.10
TOTAL						(4.10)	4.10
Bill Pmt -Check		12/29/2023	NGN		1030 - Grant Account (Wells Fargo)		(3,000.00)

Gulf Consortium
Check Detail
November through December 2023

Type	Num	Date	Name	Item	Account	Paid Amount	Original Amount
Bill	49636	11/30/2023			6210 - Legal	(1,250.00)	1,250.00
Bill	49635	11/30/2023			8406013 - Contractual	(485.85)	1,287.50
					8999999 - Non-awarded Suspense Account	(188.68)	500.00
					8412023 - Contractual	(122.64)	325.00
						(103.77)	275.00
					8417013 - Contractual	(141.51)	375.00
					8410022 - Contractual	(47.17)	125.00
					6210 - Legal	(660.38)	1,750.00
TOTAL						(3,000.00)	5,887.50
Bill Pmt -Check		12/29/2023	The Balmoral Group, LLC		1030 - Grant Account (Wells Fargo)		(10,675.00)
Bill	500020.18	12/15/2023			6220 - Administration	(10,675.00)	10,675.00
TOTAL						(10,675.00)	10,675.00
Bill Pmt -Check		12/29/2023	Leon County		1030 - Grant Account (Wells Fargo)		(0.33)
Bill	36-07	12/15/2023			8402012 - Contractual	(0.33)	0.33
TOTAL						(0.33)	0.33
Bill Pmt -Check		12/29/2023	The Balmoral Group, LLC		1030 - Grant Account (Wells Fargo)		(1,093.75)
Bill	500036.07	12/15/2023			8402012 - Contractual	(1,093.75)	1,093.75
TOTAL						(1,093.75)	1,093.75
Bill Pmt -Check		12/29/2023	Hernando County Grants		1030 - Grant Account (Wells Fargo)		(78,636.73)
Bill	110-09	12/15/2023			8414014 - Consultants/Subrecipients	(71,487.94)	71,487.94
					8514011 - Indirect/Overhead Costs	(7,148.79)	7,148.79
TOTAL						(78,636.73)	78,636.73
Bill Pmt -Check		12/29/2023	Leon County		1030 - Grant Account (Wells Fargo)		(23.88)
Bill	110-09	12/15/2023			8414015 - Contractual	(23.88)	23.88

Gulf Consortium
Check Detail
November through December 2023

	<u>Type</u>	<u>Num</u>	<u>Date</u>	<u>Name</u>	<u>Item</u>	<u>Account</u>	<u>Paid Amount</u>	<u>Original Amount</u>
TOTAL							(23.88)	23.88
	Bill Pmt -Check		12/29/2023	The Balmoral Group, LLC		1030 - Grant Account (Wells Fargo)		(962.50)
	Bill		12/15/2023			8414015 - Contractual	(962.50)	962.50
TOTAL							(962.50)	962.50
	Bill Pmt -Check		12/29/2023	Leon County		1030 - Grant Account (Wells Fargo)		(0.23)
	Bill	48-02	12/15/2023			8416033 - Contractual	(0.23)	0.23
TOTAL							(0.23)	0.23
	Bill Pmt -Check		12/29/2023	NGN		1030 - Grant Account (Wells Fargo)		(50.00)
	Bill	49477	10/31/2023			8406013 - Contractual	(13.81)	362.50
						8414015 - Contractual	(15.24)	400.00
						8412023 - Contractual	(5.71)	150.00
						8416033 - Contractual	(1.91)	50.00
						8999999 - Non-awarded Suspense Account	(13.33)	350.00
TOTAL							(50.00)	1,312.50
	Bill Pmt -Check		12/29/2023	The Balmoral Group, LLC		1030 - Grant Account (Wells Fargo)		(656.25)
	Bill	500048.02	12/15/2023			8416033 - Contractual	(656.25)	656.25
TOTAL							(656.25)	656.25
	Bill Pmt -Check		12/29/2023	Leon County		1030 - Grant Account (Wells Fargo)		(0.58)
	Bill	29-05	12/15/2023			8407034 - Contractual	(0.58)	0.58
TOTAL							(0.58)	0.58
	Bill Pmt -Check		12/29/2023	The Balmoral Group, LLC		1030 - Grant Account (Wells Fargo)		(1,925.00)
	Bill	500029.05	12/15/2023			8407034 - Contractual	(1,925.00)	1,925.00
TOTAL							(1,925.00)	1,925.00

Gulf Consortium
Check Detail
November through December 2023

Type	Num	Date	Name	Item	Account	Paid Amount	Original Amount
Bill Pmt -Check		12/29/2023	Leon County		1030 - Grant Account (Wells Fargo)		(0.39)
Bill	46-02	12/15/2023			8410032 - Consultants/Subrecipients	(0.39)	0.39
TOTAL						(0.39)	0.39
Bill Pmt -Check		12/29/2023	The Balmoral Group, LLC		1030 - Grant Account (Wells Fargo)		(1,312.50)
Bill	500046.02	12/15/2023			8410033 - Contractual	(1,312.50)	1,312.50
TOTAL						(1,312.50)	1,312.50
Bill Pmt -Check		12/29/2023	Leon County				(0.68)
Bill	91-06	12/15/2023			8416015 - Contractual	(0.68)	0.68
TOTAL						(0.68)	0.68
Bill Pmt -Check		12/29/2023	The Balmoral Group, LLC		1030 - Grant Account (Wells Fargo)		(2,275.00)
Bill	500091.05	12/15/2023			8416015 - Contractual	(2,275.00)	2,275.00
TOTAL						(2,275.00)	2,275.00
Bill Pmt -Check		12/29/2023	Leon County		1030 - Grant Account (Wells Fargo)		(37.54)
Bill	28-04	12/15/2023			8418063 - Contractual	(37.54)	37.54
TOTAL						(37.54)	37.54
Bill Pmt -Check		12/29/2023	The Balmoral Group, LLC		1030 - Grant Account (Wells Fargo)		(525.00)
Bill	500028.05	12/15/2023			8418063 - Contractual	(525.00)	525.00
TOTAL						(525.00)	525.00
Bill Pmt -Check	248	11/21/2023	NGN		1020 - Operating Account (Seaside)		(1,225.00)
Bill	48850	06/30/2023			5050 - Legal Fees	(1,225.00)	1,225.00
TOTAL						(1,225.00)	1,225.00

Gulf Consortium
Check Detail
November through December 2023

<u>Type</u>	<u>Num</u>	<u>Date</u>	<u>Name</u>	<u>Item</u>	<u>Account</u>	<u>Paid Amount</u>	<u>Original Amount</u>
Bill Pmt -Check	249	11/28/2023	The Balmoral Group, LLC		1020 - Operating Account (Seaside)		(3,456.25)
Bill	2461.50	10/31/2023			5040 - Management Fees	(3,456.25)	3,456.25
TOTAL						(3,456.25)	3,456.25

AGENDA ITEM 10

**Gulf Consortium Executive Committee Meeting
January 25, 2024**

**Agenda Item 10
SEP Amendment 6**

Statement of Issue:

Request that the Final SEP Amendment #6 be reviewed by the full Consortium Board prior to being transmitted to RESTORE Council for their official review.

Background:

An amendment to the SEP is required for new projects or changes in scope of existing projects. This is the 6th amendment to Florida's SEP. Amendments to the SEP are done as needed and not more frequently than once per year. As of 1/18/2024 we are 34 days into the 45 public comment period; no comments from the general public were received so far.

Analysis:

Changes were made in the following Counties:

- Charlotte County replaced their existing project with a new SEP project for WRF upgrades
- Hernando County is adjusting funding allocations from project 14-4 to 14-5
- Pasco County is removing all SEP projects other than 15-9 (channel improvements and water quality) and is expanding 15-9 to be the County's single SEP project
- Pinellas County is clarifying the scope and needed co-funding for its project 16-2 Wastewater Collection System Improvements
- Levy County is clarifying that the project subrecipient for project 12-2 is to be determined or adjusted as needed during project implementation.
- Wakulla County is redirecting all SEP project funds to project 8-1: Wakulla Springshed Water Quality Protection Program – this will address cost escalation for the construction portion of the Otter Creek WWTF.

Options:

The following options are suggested for consideration by the Board:

- (1) Approval of Final SEP Amendment #6 to be reviewed by the Board
- (2) Executive Committee direction

Recommendation:

Option 1

Attachments:

Final SEP Amendment

Prepared by:

Dan Dourte
The Balmoral Group, Director
January 18, 2024

Action Taken:

Motion to: _____, Made by: _____;

Seconded by: _____.

Approved____; Approved as amended____; Defeated_____.

State of Florida

STATE EXPENDITURE PLAN –

Amendment 6: December 2023

Submitted Pursuant to the Spill Impact

Component of the RESTORE Act

33 U.S.C. § 1321(t)(3)



Executive Summary

This 6th amendment to the State Expenditure Plan (SEP) for the State of Florida, prepared by the Gulf Consortium (Consortium), addresses the following changes:

- Wakulla County is redirecting all SEP project funds to project 8-1: Wakulla Springshed Water Quality Protection Program – this will address cost escalation for the construction portion of the Otter Creek WWTF.
- Levy County is clarifying that the project subrecipient for project 12-2 is to be determined or adjusted as needed during project implementation.
- Hernando County is adjusting funding allocations from project 14-4 to 14-5 to accommodate cost increases for the Calienta St. stormwater improvements.
- Pasco County is removing all SEP projects except 15-9 (channel improvements and water quality) and is expanding 15-9 to be the County's single SEP project (Channel Restoration and Water Quality); this supports a more substantial channel restoration and stormwater improvements scope of work.
- Pinellas County is clarifying the scope and needed co-funding for its project 16-2 Wastewater Collection System Improvements.
- Charlotte County is adding a new project in to improve wastewater treatment capacity in the County – this replaces the County's previously planned septic-sewer project.

An updated project milestone table is included with this amendment (Table 1); this replaces the sequencing summary table found on pages 483-484 in the original SEP. An updated project summary table, showing all Spill Impact Component project total costs can be found in Table 2; this replaces the project summary table found on pages 455-456 in the original SEP.

State Certification of RESTORE Act Compliance

In accordance with Section 5.2.2 of the SEP Guidelines provided by the Council, the Gulf Consortium hereby certifies the following:

- All projects, programs, and activities included in the Florida SEP amendment are eligible activities as defined by the RESTORE Act.
- All projects, programs, and activities included in the Florida SEP amendment contribute to the overall economic and/or ecological recovery of the Gulf Coast.
- The FL SEP amendment takes into consideration the Comprehensive Plan and is consistent with the goals and objectives of the Comprehensive Plan.
- Issues crossing Gulf State boundaries have been evaluated to ensure that a comprehensive, collaborative ecological and economic recovery is furthered by the Florida SEP.
- All projects, programs, and activities included in the SEP are based on and/or informed by the Best Available Science as defined in the RESTORE Act.

Public Participation Statement

- The draft FL SEP Amendment 6 was delivered by email on 12/7/2023 to the Gulf Consortium Board of Directors, County personnel, industry stakeholders, Florida state agencies (including Florida Department of Environmental Protection and Florida Fish and Wildlife Conservation Commission), and conservation organizations (more than 100 people). The draft FL SEP Amendment 6 was presented in two public meetings on 12/14/2023. During these meetings the content of the amendment was described and comments were invited. The draft FL SEP Amendment 6 was posted on the Gulf Consortium website (<https://www.gulfconsortium.org/>) and the link to a comment portal ([insert link here](#)) was provided in the email delivery described above. In the email message to County commissioners, County staff working on RESTORE efforts, DEP, FWC and NWF, it was requested that the amendment be forwarded along to other interested stakeholders for comments.

Financial Integrity

- The Consortium is the legal entity in Florida responsible for implementation of this Florida SEP amendment, and will be the direct recipient of grant funds disbursed by the Council to the State of Florida pursuant to the Spill Impact Component of the RESTORE Act. The full original SEP (<https://www.gulfconsortium.org/state-expenditure-plan>) should be referred to for additional detail on the financial integrity of the Gulf Consortium.
- Projects described in the SEP will be carried out by the Consortium Counties acting as subrecipients to the Gulf Consortium. The Gulf Consortium has a formalized risk assessment process in place to assess the capabilities of subrecipients to implement activities in the Plan consistent with the requirements of 2 CFR Part 200, including the subrecipient risk evaluation in 2 CFR 200.331(b). Regarding the process for assessing subrecipient capabilities, the Gulf Consortium will document that the Consortium's counties which use their own subrecipients to implement SEP activities will assess the capabilities of those sub-subrecipients consistent with the requirements in 2 CFR Part 200, including the subrecipient risk evaluation in 2 CFR 200.331(b).

Overall Consistency with the Goals and Objectives of the Comprehensive Plan

- The process for goal development and the consistency of Florida SEP activities with the Council Comprehensive Plan is described in detail in the Florida SEP. This SEP amendment is fully consistent with, and furthers, the Council's Comprehensive Plan. The projects, programs, and activities proposed in this Florida SEP amendment were nominated through a county-driven process.

Compliance with 25 Percent Infrastructure Limitation

In accordance with Section 4.2.2 of the Council's SEP Guidelines, the State of Florida hereby

certifies that the proposed projects, programs, and activities described in Section V of this SEP comply with the 25 percent infrastructure limitation. For SEP purposes, the term “infrastructure” has the same meaning as provided in 31 Code of Federal Regulations (CFR) Section 34.2. The 25 percent infrastructure limitation is defined in the RESTORE Act, 33 U.S.C. Section 1321(t)(3)(B)(ii). This provision states that not more than 25 percent of the allocated Spill Impact Component funds may be used by a State for infrastructure projects for RESTORE Act Eligible Activities 6 and 7, which include:

- Eligible Activity 6: Infrastructure projects benefiting the economy or ecological resources, including port infrastructure, and
- Eligible Activity 7: Coastal flood protection and related infrastructure.

This proposed amendment does not meaningfully change the total Gulf Consortium project infrastructure cost. The expansion in scope of Pasco County’s project 15-9 (Eligible Activity 6 as a primary activity) is offset by the removal of Bucket 3 funding from Pasco County’s other project which had infrastructure cost associated with them.

SEP Project Cost and/or Scope Changes

The projects and/or programs in a State Expenditure Plan (SEP) may need to be modified in the future in response to a range of factors including cost, engineering and design, permitting, and other considerations. In some cases, such changes will warrant an amendment to the SEP, including public review and input. In other cases, such changes can be made at the discretion of the SEP sponsor without the need for a SEP amendment.

A SEP amendment is not required for a cost change to an approved SEP project or program if (i) the cost change does not affect the overall scope or objective of the given project or program, and (ii) funding is available within the total amount approved for the SEP (including amendments). For example, if the cost of a boat ramp increases due to increased construction costs but the scope of the project would not materially change and the total approved SEP funding would not change, then a SEP amendment would generally not be required. Similarly, if a proposed construction cost saving would not result in a material change to the overall project scope or objective, an amendment would not be required.

In some cases, however, increasing the funds for one SEP project or program may require decreasing the scope of other SEP projects or programs. If the reallocation of funds from one or more SEP projects or programs to another results in a material (more than minor) change in the overall scope or objective of the project(s) or program(s) from which funds are taken, then a SEP amendment is required. If the proposed cost change requires additional funding above and beyond the total amount approved in the SEP and any amendments, it too requires a SEP amendment, regardless of whether there is a material change in the overall scope or objective of the given project or program.

The following section is for completely new projects only. For projects currently in the SEP that need scope changes or other revisions, see the section titled “SEP project timing and cost revisions and scope changes.”

Charlotte County

West Port Water Reclamation Facility Expansion Project

PROJECT NO. 20-2

Proposed Projects, Programs, and Activities

PROJECT DESCRIPTION – WEST PORT WATER RECLAMATION EXPANSION PROJECT

This project involves the expansion of the West Port Water Reclamation Facility (WRF) located at 15005 Cattle Dock Point Road in Port Charlotte, Florida. Figure 1 shows the location of the WRF, which encompasses approximately 97 acres of land. Functioning as an activated sludge treatment facility, the West Port WRF holds a significant rating of 1.2 million gallons per day (MGD), based on annual average design flow (Charlotte County, 2023). The facility plays a crucial role in serving the West County area.

The West Port WRF is permitted to distribute reclaimed-quality water to unrestricted public-access reuse sites and inject into a deep well injection system. To ensure operational continuity, two diesel-powered emergency generators, equipped with Automatic Transfer Switches (ATSs), are in place to provide standby power when needed. The treatment process includes screening and aeration, clarification, filtration, and disinfection using 12% sodium hypochlorite bleach. The effluent undergoes careful management, being discharged to reclaimed water sites like golf courses or onsite spray irrigation fields. Additionally, there's a contingency plan in place for backup disposal to an onsite deep injection well, reinforcing the County's commitment to a resilient and efficient wastewater treatment process.

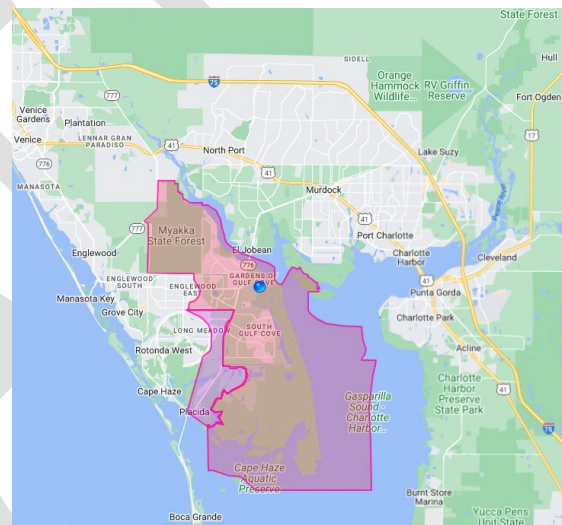


Figure 1. Project Location

Need and Justification

Since the mid-nineties, the West Port Water Reclamation Facility (WRF) has undergone multiple modifications and upgrades under to enhance reliability and facilitate the production of effluent for public access reuse. In 2004, the facility's capacity was upgraded to 1.2 million gallons per day (MGD), a project that was successfully certified as complete in January 2005. Notably, West Port boasts a Class 1 injection well, approved by the Florida Department of Environmental

Protection for a discharge capacity of 4.75 MGD at a maximum pumping rate of 3,300 gallons per minute (gpm) and a maximum injection pressure of 96 psi, with a depth of approximately 1,650 feet.

As of the end of FY 2022, the average daily flow (AADF) stood at 0.78 MGD, operating at 65 percent of the plant permit capacity. The Maximum Average Daily Flow (MADF) reached 0.89 MGD in September 2022, reflecting 68 percent of the plant permit capacity (JonesEdmunds, 2023). This increase was influenced by wet weather and inflow/infiltration (I/I) to the facility.

Preliminary assessment indicates that the injection wells are undersized in light of current demand and growth forecasts. To address this, the County's short-term objective is to implement flow equalization (EQ) with basic screening, starting with raw EQ and incorporating odor control. The absence of flow EQ storage for peak-hour flows is a gap that needs to be addressed, and the introduction of flow EQ is anticipated to enhance the efficiency and capacity of plant operations (JonesEdmunds, 2023). Furthermore, to align with the preferences of the Charlotte County Utilities Department (CCU), the addition of another interceptor before the West Port WRF is being considered. Given the ongoing upgrade of the access road to West Port, it's imperative to incorporate this interceptor before the road becomes more challenging to modify. Currently, Charlotte County is in the process of conducting Preliminary Engineering and Feasibility Studies to upgrade the facility from 1.2 to 3 MGD, inclusive of Equalization. These upgrades, once completed, will significantly enhance plant performance and operational efficiency.

Purpose and Objectives

The purpose of the proposed project is to expand the WWTP for demand and growth. Currently 5,980 households are utilizing the system with an anticipated growth of 1,000 additional commercial & residential households by 2024. This project will expand the current treatment facility through equipment and operational upgrades, nearly tripling the plant's current capacity, to better serve needs of current residents and keep pace with projected future growth. Benefits include a higher quality wastewater treatment service and a wastewater treatment plant that is equipped to scale service with future growth demands.

These objectives are consistent with recommendations laid out in the Charlotte County 2022 - 2023 Capital Improvements Program and Charlotte County Utilities Department 2022 Annual Report.

Project Components:

Construction will be completed in a single phase over four years with monitoring occurring throughout the life of the project. Project components include:

- Flow Equalization
- Headworks Structure
- Flow Splitter
- Oxidation Ditches/Other Biological Treatment System
- Secondary Clarifiers

- RAS/WAS Pumping Station
- Filters
- Chlorine Contact Basin
- Plant Drain Collection and Pumping Station System
- Reclaimed High Service Pumping & Storage
- Plant Water Pumping Station
- Chlorination System
- Stormwater Design

Contributions to the Overall Economic and Ecological Recovery of the Gulf

In addition to enhancing the performance and operational efficiency of the West Port Water Reclamation Facility, the planned improvements hold significant benefits for both the community and the environment, both during the construction phase and in the long term. The design of the improved plant design and construction schedule will be carefully selected and organized around the needs of nearly 7,000 future households. The expanded facility will see its capacity increase from 1.2 million gallons per day (MGD) to 3 MGD, employing an efficient and reliable treatment process tailored to meet the evolving needs of the communities it serves. This enhancement involves the implementation of state-of-the-art advanced treatment measures, eliminating odors, enhancing facility aesthetics, and reinstating reliability and safety for the aging infrastructure.

Moreover, the upgraded facility is poised to contribute to a healthier environment through efficient building design, optimal materials usage, energy efficiency, and streamlined operations. Careful sizing of the facility will result in a smaller footprint, providing a larger buffer for nearby residents and businesses. Recognizing the broader environmental impact, the improved wastewater treatment plant will play a role in sustainability by refining treatment processes, minimizing pipe leakage, and promoting reclamation initiatives for water reuse.

Eligibility and Statutory Requirements

This project is consistent with, and addresses, the following RESTORE Act eligible activity:

- Eligible Activity 6: Infrastructure projects benefiting the economy or ecological resources, including port infrastructure (primary)
- Eligible Activity 7: Coastal flood protection and related infrastructure
- Eligible Activity 10: Promotion of tourism in the Gulf Coast region, including recreational fishing

Comprehensive Plans Goals and Objectives

This project is consistent with, and addresses, the following Comprehensive Plan Goal:

- Goal 2: Restore Water Quality and Quantity: Restore and protect the water quality and quantity of the Gulf Coast region's fresh, estuarine, and marine waters
- Goal 4: Enhance Community Resilience
- Goal 5: Restore and Revitalize the Gulf Economy: Enhance the sustainability and

resiliency of the Gulf economy.

This project is consistent with, and addresses, the following Comprehensive Plan Objective:

- Objective 2: Restore, Improve, and Protect Water Resources (primary)
- Objective 5: Promote Community Resilience
- Objective 7: Improve Science-Based Decision-Making Processes

Implementing Entities

The Gulf Consortium with subrecipient Charlotte County will be the implementing entities responsible for the construction and success monitoring of the project.

Best Available Science and Feasibility Assessment

Charlotte County Utilities (CCU) is a successful program of sewer rehabilitation to reduce groundwater infiltration into the collection system. CCU serves nearly 70,000 homes and businesses in the Greater Port Charlotte area. There are four current reclamation facilities (Burnt Store, East Port, West Port, and Rotonda).

The West Port Wastewater Treatment Plant Expansion Project (WWTP) is expected to reduce nutrient contributions. Advanced Wastewater Treatment will increase as Septic Tanks are removed (FDEP 2018). Expanding Advanced Wastewater Treatment capacity is also consistent with the water quality improvement strategies.

This project is listed in the Charlotte County 2022 - 2023 Capital Improvements Program.

In addition, research has produced best practices guidance on site selection, design features, and construction methods, criteria that are now part of the regulations for permitting. Key literature that forms the basis for this Charlotte County project are cited below:

- JonesEdmunds. (2023). Charlotte County Utilities Department. 2022 Annual Report. March 2023, Charlotte County, Florida. <https://www.charlottecountyfl.gov/core/fileparse.php/529/urlt/2022-ccu-annual-report.pdf>
- JonesEdmunds. (2023). Charlotte County Sewer Master Plan. Charlotte County Utilities Department. 2017. Charlotte County, Florida. <https://www.charlottecountyfl.gov/core/fileparse.php/523/urlt/charlotte-county-sewer-master-plan.pdf>
- Florida H2O Coalition. (2023). Understanding Underground Injection Control Technology. https://cleanerwaterforflorida.com/uic-science-center/?gclid=EAlaIqobChMI9PmSiv63ggMVPROtBh3FjqU8EAAYASAAEgLh6_D_BwE
- EPA. (2020). Underground Injection Control Program. Protecting underground sources of drinking water and public health
- EPA. (2023A). Class I Industrial and Municipal Waste Disposal Wells. Underground Injection Control (UIC). <https://www.epa.gov/uic/class-i-industrial-and-municipal-waste-disposal-wells>
- EPA. (2023B). Underground Injection Control Regulations and Safe Drinking Water Act

Provisions. Underground Injection Control (UIC). <https://www.epa.gov/uic/underground-injection-control-regulations-and-safe-drinking-water-act-provisions>

- Charlotte County. (2022). Capital Improvements Program. Board of County Commissioners. Charlotte County, Florida. Adopted October 25, 2022.

This project is feasible with respect to the ability to This project is feasible with respect to the ability to: (1) use existing permits; (2) construct the project within the proposed budget; and (3) effectively operate and maintain the project components over the long term.

Risks and Uncertainties

Common risks associated with wastewater treatment include regulation, permitting, maintenance, non-compliance, and spillage.

From a regulatory standpoint, Class I wells fall under strict oversight governed by RCRA and the Safe Drinking Water Act (SDWA). Construction, permitting, operation, and monitoring obligations are notably more stringent for Class I hazardous waste disposal wells compared to other categories of Class I injection wells. The federal regulations guiding the Underground Injection Control (UIC) program are outlined in Title 40 of the Code of Federal Regulations, with the SDWA playing a foundational role in establishing requirements for the UIC program (EPA, 2023B).

The UIC program is integral in regulating injection wells to safeguard underground sources of drinking water (EPA, 2020), and ensuring compliance is paramount for protection. This involves conducting inspections to confirm adherence to UIC permits or relevant requirements. Inspections encompass validating proper well construction, absence of leaks into the environment, adherence to monitoring protocols, accurate recordkeeping, and compliance with any specified operating conditions. Additionally, proper well closure procedures are verified when operations conclude.

In cases where a well is found to be non-compliant with permit or UIC regulations, the program identifies specific corrective actions that the operator must undertake. The UIC program will facilitate this process, aiding operators in returning the well to compliance through discussions, information provision, and exploring viable options. Enforcement measures, including administrative or judicial processes, may be implemented if necessary to ensure compliance and protect the integrity of the UIC program.

The West Port WRF operations are regulated by FDEP under the provisions of Chapter 403, Florida Statutes, and the applicable FAC rules (JonesEdmunds, 2023). The following permits govern the plant operations:

- Plant Operating Permit (FLA014048) – Expiration Date: February 24, 2026.
- Deep Well (IW-1) Permit (0330461-002-UO/1M) – Expiration Date: May 4, 2026.

The last MIT was performed on IW-1 on June 17, 2020. The next MIT will be due by June 16, 2025.

Furthermore, the stormwater pond in proximity to the headworks necessitates clearing and reconditioning (JonesEdmunds, 2023). Plant operators diligently conduct routine valve exercises

and calibrate compliance meters every six months to uphold operational standards. On-site documentation, including the facility logbook, operating permits, Effluent Analysis Reports, Emergency Operating Plans, and Spill protocol records, are meticulously maintained.

Additionally, plant operations staff adhere to a systematic schedule for clarifier inspection, repair, and painting. Currently, there are minor challenges with sludge hauling services, and the excess sludge stored in the biosolids-handling facilities has not surpassed system capacity (JonesEdmunds, 2023). To address this, the WRF is equipped with four emergency sludge-drying beds, and the Operations staff is actively monitoring the situation.

Programs also evaluate periodic monitoring reports submitted by operators and discuss potential issues with operators. Routine maintenance is performed on a scheduled basis. All individual rules set forth in Florida Department of State 62-600 Domestic Wastewater Facilities will be followed.

Additionally, there is uncertainty related to the timing of permits for construction. Gulf Consortium and Charlotte County will coordinate the project together with the assistance of project contractors as needed, to ensure all permits can be obtained and all environmental compliance requirements are met.

Success Criteria and Monitoring

This project involves engineering, design & construction services for West Port Wastewater Facility expansion, which will likely involve monitoring of the following:

1. Influent & Effluent Flows and Loads
2. Chemical Dosing
3. Chemical Concentrations
4. Chemical Targets Limits
5. Nutrient Analysis at West Port for
 - Total Kjeldahl-Nitrogen
 - Ammonia
 - Nitrate/Nitrate-Nitrogen
 - Total Phosphorus

In the project grant request, a detailed monitoring program design will be described that addresses data collection and assessment methodologies for the above-listed criteria. Charlotte County is committed to conducting the monitoring necessary to quantify project benefits. Preliminary and feasibility studies by Charlotte will likely provide additional data measures under the above metric.

It is anticipated that quantitative success criteria will be developed for:

- Changes in ambient water quality (nutrient and bacterial concentrations)
- Estimated annual nitrogen load reductions
- Estimated annual phosphorus load reductions

- Upgrades to wastewater systems

Project Milestones and Schedule

Bid administration can begin as soon as the project is approved. Preliminary Engineering and Feasibility Studies are currently being completed. Design and permitting, administration, and construction/monitoring will be complete as part of the project process. This project is well understood by Charlotte County staff and it is expected that the entire project can be completed in four years.

MILESTONE	YEARS FROM APPROVAL										Deliverable (Y/N)	
	1	2	3	4	5	6	7	8	9	10		
Design												Y
Permitting Services												Y
Construction												Y

Budget and Funding Sources

The milestone budget table is updated as follows:

MILESTONE	ESTIMATED TOTAL DOLLARS	ESTIMATED POT 3 ALLOCATION
Project Administration and Management	\$100,000	\$100,000
Preliminary Design	2,100,000	\$0
Planning Subtotal	2,100,000	\$0
Final Design and permitting	2,100,000	\$0
Construction	\$49,976,000	\$12,500,000
Implementation Subtotal	\$52,076,000	\$12,600,000
Total Cost	\$54,176,000	\$12,600,000
COMMITTED FUNDING SOURCES		
Spill Impact Component		\$12,600,000
Direct Component		\$0
Other grants or co-funding		\$0
Other County funds		\$41,576,000
Total Committed Funding		\$54,176,000
Budget Shortfall		\$0

Partnerships/Collaborations

Charlotte County Utilities Company collaborates with numerous stakeholders and regulatory agencies such as Florida Department of Environmental Protection, Florida Department of Health, Charlotte County Department of Health, Fish and Wildlife Service Fisheries Program, South

Florida Water Management District, Southwest Florida Water Management District, Florida Department of Environmental Protection, Florida Department of Health, Charlotte County Department of Health, Fish and Wildlife Service Fisheries Program, South Florida Water Management District, and Southwest Florida Water Management District. The relationship with this network of stakeholders and regulatory agencies will ensure the project is a success.

DRAFT

SEP project timing and cost revisions and scope changes

WAKULLA COUNTY

The changes in Wakulla County are to redirect all SEP project funding to would like to project 8-1 to fund the Otter Creek Wastewater Treatment Facility Improvements construction. Project 8-1: Wakulla Springshed Water Quality Protection Program will utilize the entirety of SEP project funds for Wakulla County. The only component of project 8-1 to be supported by SEP project funds will be the Otter Creek WWTF upgrades. Project 8-2: Coastal Public Access Program, will not be completed with SEP project funds. These changes are being made to accommodate cost increases for construction projects and are in alignment with the County's goals to prioritize water quality improvements through wastewater treatment advancements

LEVY COUNTY

This note for Levy County's project 12-2 "Suwannee Sound / Cedar Key Oyster Restoration clarifies the narrative in the "Implementing Entities" section that the contracted firms or subrecipient(s) for implementation will be determined by the County based on the entity's ability to deliver successful project outcomes.

HERNANDO COUNTY

Hernando County's Coastal Stormwater Improvement – Calienta Street: 14-5 is updated here to reflect changes in budgeted amounts among the project components within 14-5. According to the most recent engineer's estimate at final design plans, Hernando County has a shortfall of approximately \$600,000.00, due to increases in the project's estimated expenses for construction.

Hernando County has determined that the best option to cover the insufficient funding is to re-allocate \$600,000.00 from the WW Septic to Sewer Conversion (project 14-4) to pay for this additional cost. WW Septic to Sewer Conversion, project 14-4, is being funded by other sources and will therefore not be reduced in scope. Additionally, a balance of \$2,000,000 will remain for the Bucket 3 contribution to Project 14-4. Under a subaward with the Gulf Consortium, Hernando County will complete drainage infrastructure improvements and the construction of a stormwater treatment system along Calienta Street adjacent to the Hernando Beach canal system. This project aims to reduce flooding and improve water quality. The general location of the project is on the Eastern edge of Hernando Beach, an older residential area on the west coast of Hernando County, Florida. Project components may include replacement of failing drainage pipes and outfall structures, widening and realignment of the roadway, stabilization of failing and eroding seawalls, construction of backflow preventers, and construction of roadside swales, underdrains, exfiltration boxes and/or centrifugal treatment systems. Although this project addresses water quality improvement, the primary focus of the project is on coastal flood protection and related infrastructure (Primary – RESTORE Eligible Activity 7). Additionally, this project aims to enhance community resilience (Comprehensive Plan Goal 4) and restore water quality and quantity (Comprehensive Plan Goal 2), and promote community resilience ((Comprehensive Plan Objective 5) and restore, improve, and protect water resources (Plan Objective 2).

The milestone budget table is updated as follows for 14-5: Coastal Stormwater Improvement - Calienta Street:

MILESTONE	ESTIMATED TOTAL DOLLARS	ESTIMATED POT 3 ALLOCATION
Project Administration	\$55,080	\$55,080
Feasibility study	\$75,000	\$0
Preliminary design	\$75,000	\$0
Planning Subtotal	\$150,000	\$0
Final design and permitting	\$250,000	\$0
Construction	\$4,400,000	\$2,900,000
Implementation Subtotal	\$4,650,000	\$2,900,000
Monitoring	\$100,000	\$0
Total Cost	\$4,900,000	\$2,955,080
COMMITTED FUNDING SOURCES		
Spill Impact Component		\$2,955,080
Direct Component		\$0
Other grants or co-funding		\$1,944,920
Other County funds		\$0
Total Committed Funding		\$4,900,000
Budget Shortfall		\$0

PASCO COUNTY

Channel Restoration and Water Quality Project: 15-9 is updated here to reflect changes in the budget amounts among the additional project components within 15-9 (SEP Amendment 3). The goal is to restore the existing channels systems to allowable maintenance depths and to develop a program to maintain these channels in the future. Efforts planned in project 15-9 “Channel Restoration” will be expanded to accommodate a larger project area to be serviced as well as adding a construction component to account for water quality improvements. With the reallocation of project funds, the new project total budget will increase project cost from \$1,400,000 to \$12,395,238 (+/- administrative cost). Therefore, all Pasco County projects 15-1 through 15-8 will be replaced with 15-9 and their original budgeted amounts will be shifted to the updated components of Project 15-9. These adjustments expand the scope from that presently added in SEP Amendment 3. The new project name will be 15-9 Channel Restoration and Water Quality Project. The purpose of the Channel Restoration component of this project is to resolve the issues caused by years of increased sedimentation. This includes major restoration to channels along the coastline of Pasco County including dredging of approximately 30,000 feet of channel (including removal of 52,000 cubic yards of materials), as well as water quality and stormwater improvements, and developing a plan for channel maintenance.

The County’s overall goals for this project are to:

- Provide proper navigation access for two-way boat traffic (recreational and commercial)

- Reduce the risk of flooding by removing accumulated sediments.
- Maintain/improve water quality
- Protect and enhance environmental resources.

Each one of these goals falls in line with the goals and objectives of the County's Plan.

The new water quality component to the scope will include construction of stormwater improvements, to improve flood protection within the Griffin Park Neighborhood of Pasco County. The community floods each year, primarily due to a lack of adequate storage in shallow depressions in the terrain as well as inadequate conveyances throughout the community. The drainage area includes approximately 20.3 acres of residential single-family homes. The project includes the construction of stormwater conveyance system and retention pond which will reduce flooding and improve water quality prior to discharging into the Bear Creek. A bid set of a drainage system that would provide additional storage and drainage system to the Griffin Park community. A new retention pond will be designed along Teak Street, between Canton Avenue and Altoona Avenue, to provide additional storage for the northern half of the community. The outfall for the new pond will connect with the existing FDOT outfall pipe along Canton Avenue that discharges into Bear Creek, to the south. A collection system that consists of a series of defined roadside ditches, pipes and inlets will also be designed to convey runoff to the new pond and outfall system to Bear Creek.

Analysis will include the necessary fieldwork and testing to provide groundwater, Seasonal High-Water Table (SHWT) elevations, and other pertinent information within the area of the proposed pond on Teak Street. Soil borings shall also be conducted along the path of the proposed swales and pipe network. Water quality, treatment, and pollutant loading/removal calculations will be performed.

The County is in the process of developing a Coastal Restoration, Protection and Maintenance Plan (Plan), in collaboration with our County Vulnerability Assessment and Action Plan, the Plan is a comprehensive initiative to protect and value the County's natural resources while ensuring economic benefits for the entire County. This project expansion will provide the following benefits:

- Improve water quality by preventing and removing pollutants, including, but not limited to, stormwater, septic conversions
- Restoration and protection of the aquatic preserve
- Identify and support resiliency efforts
- Restore and maintain channels and waterways
- Strengthen language in the County's Comprehensive and Strategic Plans to achieve these goals
- Seek innovative grants and programs
- Promote public/private partnerships

Pasco County is also home to over 500,000 residents. With approximately 27 miles of shoreline and extensive channel networks developed in the 1960s and 1970s, there is a rich history of both recreational and commercial use of the channel networks to access the Gulf of Mexico. The vast number of recreational and commercial boaters in this area has created the need for channel

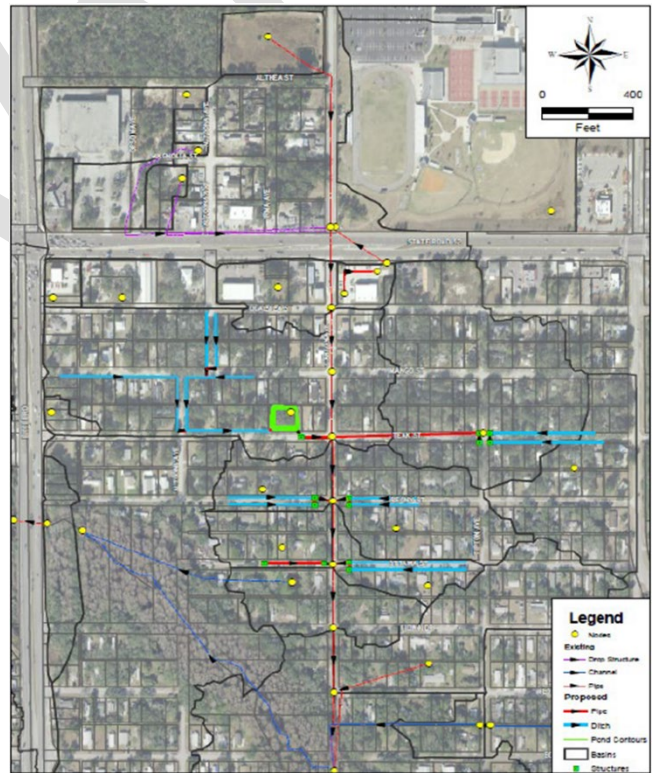
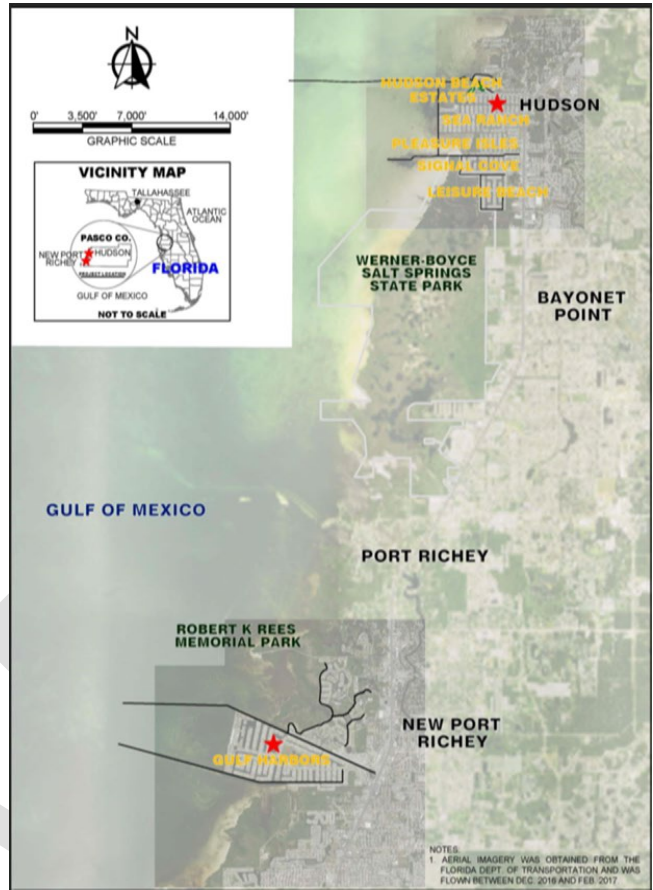
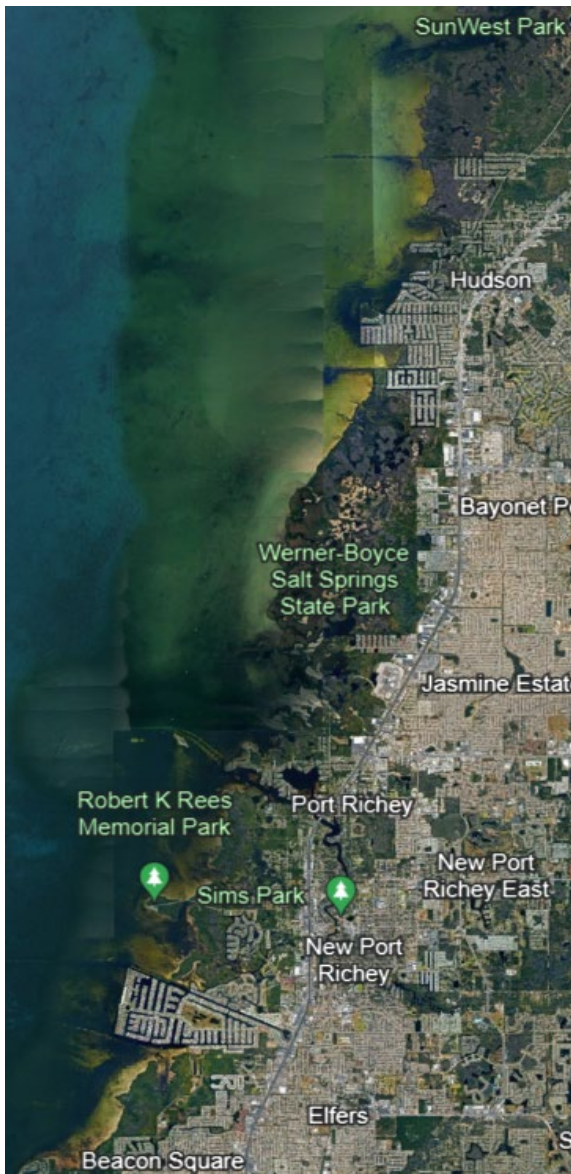
restoration as well as continual maintenance of the channel networks. For more than 50 years sedimentation has occurred resulting in navigational and water quality issues. Based on a recent study performed by Gahagan & Bryant Associates, Inc. (GBA), dredging of these channels will prove to be beneficial to both the ecological resources and the local economy. The channel restoration will grow to encompass a north and south area of operation.

The primary eligible activities of the project are Infrastructure projects benefiting the economy or ecological resources, including port infrastructure (Primary – RESTORE Eligible Activity 6) as well as Promotion of tourism in the Gulf Coast region, including recreational fishing (RESTORE Eligible Activity 10). This project also aims to restore and revitalize the Gulf Economy (Comprehensive Plan Goal 5), Restore Water Quality and Quantity (Comprehensive Plan Goal 2). Additionally, this project is consistent with Council Objective 8 - Restore, Diversity, and Revitalize the Gulf Economy (Primary) and Objective 1 - Restore, enhance, and protect habitats.

The milestone budget table is updated as follows:

MILESTONE	ESTIMATED TOTAL DOLLARS	ESTIMATED POT 3 ALLOCATION
Project Administration	\$100,000	\$100,000
Project Design and Permit	\$650,000	\$650,000
Planning Subtotal	\$650,000	\$650,000
Construction	\$7,669,988	\$7,669,988
Water quality and storage improvements	\$4,000,000	\$4,000,000
Implementation Subtotal	\$11,669,988	\$11,669,988
Total Cost	\$12,419,988	\$12,419,988
COMMITTED FUNDING SOURCES		
Spill Impact Component		\$12,419,988
Direct Component		\$0
Other grants or co-funding		\$0
Other County funds		\$0
Total Committed Funding		\$12,419,988
Budget Shortfall		\$0

Also, it should be noted that the geographical extent of the project components is updated as shown in the following figures.



PINELLAS COUNTY

The Wastewater Collection System Improvements: 16-2 is updated here to reflect changes in budgeted amounts among the project components within 16-2. The State Expenditure Plan (SEP) Project 16-2 “Wastewater Collection System Improvements” included a feasibility study, preliminary design, final design and permitting, construction, and monitoring. This amendment increases the effort substantially for Construction Engineering and Inspection (CEI) services for up to fourteen (14) manufactured home communities (MHC). Depending on co-funding availability, fewer MHCs wastewater upgrades might be achieved – for example; only 10 rather than 14 might be able to proceed. Pinellas County Utilities (PCU) is presently within its preliminary design and permitting phase for replacement of the existing sanitary sewer collection system within these 14 communities (30% Plans and Opinion of Probable Construction Costs (OPCC) have been developed thus far). The OPCCs from preliminary design already indicate that construction will be approximately triple the estimated construction cost from the original SEP (\$80,771,059 versus \$25,668,581). This project can only utilize grant funds, hence fiscal challenges for sanitary sewer collection system replacements for all 14 manufactured home communities. Therefore, the requested project budget is based on the remaining funds from the original program allocation, which is \$4,374,738.

In anticipation of limited grant funds, this project is seeking amendments to the scope of the original SEP funds for design and CEI services due to increased construction costs. Additional secured grant funding and cost allocations are as follows:

- RESTORE bucket 3: about \$2,000,000 for design/permitting services;
- Resilient Florida 2022: \$25,000,000 for construction; and
- ARPA: \$13,900,000 for construction.

To also accommodate the increased construction cost for the manufactured home communities, the CEI services and construction is now limited to up to 14 manufactured home communities. The project will be completed in phases with partial design construction to ensure the complete construction of select manufactured home communities with the available funds. These adjustments do not change the objectives or success criteria from what was planned in the original SEP.

Sanitary sewer overflows (SSOs) from aging and failing wastewater infrastructure in Tampa Bay is a problem recognized by the Tampa Bay Estuary Program (TBEP) and the Florida Department of Environmental Protection (FDEP). Prioritizing and upgrading aging and failing wastewater infrastructure to reduce the frequency and severity of SSOs are water quality improvement and asset management strategies.

Project Milestones and Schedule

It is expected that the amended project components can be completed in three years.

MILESTONE	YEARS FROM APPROVAL										Deliverable (Y/N)	
	1	2	3	4	5	6	7	8	9	10		
Design												Y
Permitting Services												Y
Construction												Y

The milestone budget table is updated as follows:

MILESTONE	ESTIMATED TOTAL DOLLARS	ESTIMATED POT 3 ALLOCATION
Project Administration	\$165,240	\$165,240
Design and Permitting	\$6,464,685	\$2,085,262
Planning Subtotal	\$6,629,925	\$2,250,502
Construction	\$80,771,059	\$4,164,742
Monitoring	109,200	\$0
Implementation Subtotal	\$80,880,259	\$4,164,742
Total Cost	\$87,510,184	\$6,415,244
COMMITTED FUNDING SOURCES		
Spill Impact Component		\$6,415,244
Direct Component		\$0
Other grants or co-funding		\$40,900,000
Other County funds		\$0
Total Committed Funding		\$47,315,244
Budget Shortfall		\$40,194,940

Table 1. SEP Project milestones and costs - SEP amendment #6

This table replaces the milestones summary table in the original SEP and prior amendments

Project Number	County	Project Name - SEP Final	Program Project or Phase	Milestone	Pot 3 Cost
24-1	Gulf Consortium	Adaptive Planning and Compliance Project	Adaptive Planning and Compliance Project	Planning and Administration	\$ 560,334
1-1	Escambia	Bayou Chico Contaminated Sediment Remediation Project	Bayou Chico Contaminated Sediment Remediation Project	Project Administration	\$ 146,880
1-1	Escambia	Bayou Chico Contaminated Sediment Remediation Project	Bayou Chico Contaminated Sediment Remediation Project	Conceptual Design and Feasibility Study	\$ 295,437
1-1	Escambia	Bayou Chico Contaminated Sediment Remediation Project	Bayou Chico Contaminated Sediment Remediation Project	Final Design and Permitting	\$ 787,832
1-1	Escambia	Bayou Chico Contaminated Sediment Remediation Project	Bayou Chico Contaminated Sediment Remediation Project	Construction	\$ 11,088,735
1-1	Escambia	Bayou Chico Contaminated Sediment Remediation Project	Bayou Chico Contaminated Sediment Remediation Project	Monitoring	\$ 295,437
2-1	Santa Rosa	Santa Rosa Sound Water Quality Improvement Program	Santa Rosa Sound Water Quality Improvement Program	Project Administration	\$ 275,400
2-1	Santa Rosa	Santa Rosa Sound Water Quality Improvement Program	Soundside Drive B Septic to Sewer	Feasibility study	\$ 44,312
2-1	Santa Rosa	Santa Rosa Sound Water Quality Improvement Program	Soundside Drive B Septic to Sewer	Preliminary Design	\$ 44,312
2-1	Santa Rosa	Santa Rosa Sound Water Quality Improvement Program	Soundside Drive B Septic to Sewer	Final Design	\$ 315,851
2-1	Santa Rosa	Santa Rosa Sound Water Quality Improvement Program	Soundside Drive B Septic to Sewer	Construction	\$ 2,595,000
2-1	Santa Rosa	Santa Rosa Sound Water Quality Improvement Program	HBTS Septic to Sewer	Feasibility study	\$ -
2-1	Santa Rosa	Santa Rosa Sound Water Quality Improvement Program	HBTS Septic to Sewer	Preliminary Design	\$ -
2-1	Santa Rosa	Santa Rosa Sound Water Quality Improvement Program	HBTS Septic to Sewer	Final Design	\$ -
2-1	Santa Rosa	Santa Rosa Sound Water Quality Improvement Program	HBTS Septic to Sewer	Construction	\$ -
2-1	Santa Rosa	Santa Rosa Sound Water Quality Improvement Program	NBWWTF Effluent Relocation and Reuse	Phase I Pipeline Design	\$ -
2-1	Santa Rosa	Santa Rosa Sound Water Quality Improvement Program	NBWWTF Effluent Relocation and Reuse	Phase I RIBs Design	\$ -
2-1	Santa Rosa	Santa Rosa Sound Water Quality Improvement Program	NBWWTF Effluent Relocation and Reuse	Phase II Pipeline Design	\$ -
2-1	Santa Rosa	Santa Rosa Sound Water Quality Improvement Program	NBWWTF Effluent Relocation and Reuse	Phase II RIBs Design	\$ -
2-1	Santa Rosa	Santa Rosa Sound Water Quality Improvement Program	NBWWTF Effluent Relocation and Reuse	Phase II WWTF Design	\$ -
2-1	Santa Rosa	Santa Rosa Sound Water Quality Improvement Program	NBWWTF Effluent Relocation and Reuse	Phase I Pipeline Construction	\$ -
2-1	Santa Rosa	Santa Rosa Sound Water Quality Improvement Program	NBWWTF Effluent Relocation and Reuse	Phase I RIBs Construction	\$ -
2-1	Santa Rosa	Santa Rosa Sound Water Quality Improvement Program	NBWWTF Effluent Relocation and Reuse	Phase II Pipeline Construction	\$ 5,443,648
2-1	Santa Rosa	Santa Rosa Sound Water Quality Improvement Program	NBWWTF Effluent Relocation and Reuse	Phase II RIBs Construction	\$ 1,064,000
2-1	Santa Rosa	Santa Rosa Sound Water Quality Improvement Program	NBWWTF Effluent Relocation and Reuse	Phase II WWTF Construction	\$ 2,033,816
2-1	Santa Rosa	Santa Rosa Sound Water Quality Improvement Program	Santa Rosa Sound Water Quality Improvement Program	Monitoring	\$ 795,677
3-1	Okaloosa	Coastal Stormwater Retrofit Program	Coastal Stormwater Retrofit Program	Project Administration	\$ 128,520
3-1	Okaloosa	Coastal Stormwater Retrofit Program	Coastal Stormwater Retrofit Program	Feasibility study	\$ -
3-1	Okaloosa	Coastal Stormwater Retrofit Program	Coastal Stormwater Retrofit Program	Preliminary Design	\$ -
3-1	Okaloosa	Coastal Stormwater Retrofit Program	Coastal Stormwater Retrofit Program	Final Design and Permitting	\$ -
3-1	Okaloosa	Coastal Stormwater Retrofit Program	Coastal Stormwater Retrofit Program	Construction	\$ 4,077,955
3-1	Okaloosa	Coastal Stormwater Retrofit Program	Coastal Stormwater Retrofit Program	Monitoring	\$ 347,032
3-2	Okaloosa	Offshore Fish Aggregating Devices (FADs)	Offshore Fish Aggregating Devices (FADs)	Project Administration	\$ -
3-2	Okaloosa	Offshore Fish Aggregating Devices (FADs)	Offshore Fish Aggregating Devices (FADs)	Feasibility study	\$ -
3-2	Okaloosa	Offshore Fish Aggregating Devices (FADs)	Offshore Fish Aggregating Devices (FADs)	Preliminary Design	\$ -
3-2	Okaloosa	Offshore Fish Aggregating Devices (FADs)	Offshore Fish Aggregating Devices (FADs)	Final Design and Permitting	\$ -
3-2	Okaloosa	Offshore Fish Aggregating Devices (FADs)	Offshore Fish Aggregating Devices (FADs)	Construction	\$ -
3-2	Okaloosa	Offshore Fish Aggregating Devices (FADs)	Offshore Fish Aggregating Devices (FADs)	Monitoring	\$ -
3-3	Okaloosa	Choctawhatchee Bay Estuary Program	Choctawhatchee Bay Estuary Program	Project Administration	\$ 110,160
3-3	Okaloosa	Choctawhatchee Bay Estuary Program	Choctawhatchee Bay Estuary Program	Conferences/equipment/travel/supplies (over 4 years)	\$ -

Project Number	County	Project Name - SEP Final	Program Project or Phase	Milestone	Pot 3 Cost
3-3	Okaloosa	Choctawhatchee Bay Estuary Program	Choctawhatchee Bay Estuary Program	Staff hires - salaries and benefits (over 4 years)	\$ 1,004,100
3-3	Okaloosa	Choctawhatchee Bay Estuary Program	Choctawhatchee Bay Estuary Program	Develop CCMP	\$ -
3-3	Okaloosa	Choctawhatchee Bay Estuary Program	Choctawhatchee Bay Estuary Program	Implement initial CCMP projects	\$ -
3-3	Okaloosa	Choctawhatchee Bay Estuary Program	Choctawhatchee Bay Estuary Program	Monitoring	\$ -
3-4	Okaloosa	Shoal River Headwaters Protection Program	Shoal River Headwaters Protection Program	Project Administration	\$ 358,020
3-4	Okaloosa	Shoal River Headwaters Protection Program	BSAIP: Phase I	Final Design and Permitting	\$ 94,149
3-4	Okaloosa	Shoal River Headwaters Protection Program	BSAIP: Phase I	Construction	\$ 1,216,871
3-4	Okaloosa	Shoal River Headwaters Protection Program	BSAIP: Phase II	Feasibility study	\$ 14,122
3-4	Okaloosa	Shoal River Headwaters Protection Program	BSAIP: Phase II	Preliminary Design	\$ 14,122
3-4	Okaloosa	Shoal River Headwaters Protection Program	BSAIP: Phase II	Final Design and Permitting	\$ 112,978
3-4	Okaloosa	Shoal River Headwaters Protection Program	BSAIP: Phase II	Construction	\$ 659,041
3-4	Okaloosa	Shoal River Headwaters Protection Program	Highway 90 Sewer Expansion	Feasibility study	\$ -
3-4	Okaloosa	Shoal River Headwaters Protection Program	Highway 90 Sewer Expansion	Preliminary Design	\$ -
3-4	Okaloosa	Shoal River Headwaters Protection Program	Highway 90 Sewer Expansion	Final Design and Permitting	\$ -
3-4	Okaloosa	Shoal River Headwaters Protection Program	Highway 90 Sewer Expansion	Construction	\$ -
3-4	Okaloosa	Shoal River Headwaters Protection Program	Dorcas Road Dirt to Pave	Preliminary Design	\$ 56,489
3-4	Okaloosa	Shoal River Headwaters Protection Program	Dorcas Road Dirt to Pave	Final Design and Permitting	\$ 131,417
3-4	Okaloosa	Shoal River Headwaters Protection Program	Dorcas Road Dirt to Pave	Construction	\$ 2,035,506
3-4	Okaloosa	Shoal River Headwaters Protection Program	Shoal River Headwaters Protection Program	Monitoring	\$ 116,089
3-5	Okaloosa	Veterans Park Living Shoreline	Veterans Park Living Shoreline	Project Administration	\$ 45,900
3-5	Okaloosa	Veterans Park Living Shoreline	Veterans Park Living Shoreline	Final Design and Permitting	\$ -
3-5	Okaloosa	Veterans Park Living Shoreline	Veterans Park Living Shoreline	Construction	\$ 1,529,213
3-5	Okaloosa	Veterans Park Living Shoreline	Veterans Park Living Shoreline	Monitoring	\$ 25,000
3-6	Okaloosa	Artificial Reef Program Expansion	Okaloosa	Project Administration	\$ 52,500
3-6	Okaloosa	Artificial Reef Program Expansion	Okaloosa	Construction	\$ 484,071
3-6	Okaloosa	Artificial Reef Program Expansion	Okaloosa	Monitoring	\$ -
4-1	Walton	Choctawhatchee Bay Septic to Sewer Conversion	Choctawhatchee Bay Septic to Sewer Conversion	Project Administration	\$ 413,100
4-1	Walton	Choctawhatchee Bay Septic to Sewer Conversion	Phases I and II	Final Design	\$ 1,472,740
4-1	Walton	Choctawhatchee Bay Septic to Sewer Conversion	Phases I and II	Construction	\$ 5,845,514
4-1	Walton	Choctawhatchee Bay Septic to Sewer Conversion	Phase III	Final Design	\$ 826,067
4-1	Walton	Choctawhatchee Bay Septic to Sewer Conversion	Phase III	Construction	\$ 3,941,248
4-1	Walton	Choctawhatchee Bay Septic to Sewer Conversion	Choctawhatchee Bay Septic to Sewer Conversion	Monitoring	\$ 115,651
5-1	Bay	North Bay Water Quality Improvement Program	North Bay Water Quality Improvement Program	Project Administration	\$ 50,000
5-1	Bay	North Bay Water Quality Improvement Program	Raw Water Line	Feasibility study	\$ -
5-1	Bay	North Bay Water Quality Improvement Program	Raw Water Line	Preliminary Design	\$ -
5-1	Bay	North Bay Water Quality Improvement Program	Raw Water Line	Final Design	\$ -
5-1	Bay	North Bay Water Quality Improvement Program	Raw Water Line	Construction	\$ -
5-1	Bay	North Bay Water Quality Improvement Program	Deerpoint Septic to Sewer	Feasibility study	\$ -
5-1	Bay	North Bay Water Quality Improvement Program	Deerpoint Septic to Sewer	Preliminary Design	\$ -
5-1	Bay	North Bay Water Quality Improvement Program	Deerpoint Septic to Sewer	Final Design	\$ -

Project Number	County	Project Name - SEP Final	Program Project or Phase	Milestone	Pot 3 Cost
5-1	Bay	North Bay Water Quality Improvement Program	Deerpoint Septic to Sewer	Construction	\$ 6,500,000
5-1	Bay	North Bay Water Quality Improvement Program	North Bay Water Quality Improvement Program	Monitoring	\$ -
5-2	Bay	St. Andrew Bay Stormwater Improvement Program	St. Andrew Bay Stormwater Improvement Program	Project Administration	\$ 183,600
5-2	Bay	St. Andrew Bay Stormwater Improvement Program	St. Andrew Bay Stormwater Improvement Program	Preliminary Design – Stormwater Retrofit System (selection and	\$ -
5-2	Bay	St. Andrew Bay Stormwater Improvement Program	St. Andrew Bay Stormwater Improvement Program	Preliminary Design – Stormwater Treatment Facility (feasibility and	\$ -
5-2	Bay	St. Andrew Bay Stormwater Improvement Program	St. Andrew Bay Stormwater Improvement Program	Phase 1: Construction – stormwater retrofits	\$ 973,969
5-2	Bay	St. Andrew Bay Stormwater Improvement Program	St. Andrew Bay Stormwater Improvement Program	Property acquisition	\$ 1,564,704
5-2	Bay	St. Andrew Bay Stormwater Improvement Program	St. Andrew Bay Stormwater Improvement Program	Phase 2: Final design and permitting stormwater treatment facility	\$ -
5-2	Bay	St. Andrew Bay Stormwater Improvement Program	St. Andrew Bay Stormwater Improvement Program	Phase 2: Construction – stormwater treatment facility	\$ 1,271,322
5-2	Bay	St. Andrew Bay Stormwater Improvement Program	St. Andrew Bay Stormwater Improvement Program	Phase 3: Construction – paving dirt roads	\$ 977,940
5-2	Bay	St. Andrew Bay Stormwater Improvement Program	St. Andrew Bay Stormwater Improvement Program	Small-scale habitat restoration projects	\$ 547,646
5-2	Bay	St. Andrew Bay Stormwater Improvement Program	St. Andrew Bay Stormwater Improvement Program	Monitoring	\$ 545,139
6-1	Gulf	St. Joseph Bay/Chipola River Sewer Improvement Program	St. Joseph Bay/Chipola River Sewer Improvement Program	Project Administration	\$ 302,940
6-1	Gulf	St. Joseph Bay/Chipola River Sewer Improvement Program	Beacon Hill Septic to Sewer	Feasibility study and preliminary design	\$ 94,636
6-1	Gulf	St. Joseph Bay/Chipola River Sewer Improvement Program	Beacon Hill Septic to Sewer	Final Design and Permitting	\$ 189,272
6-1	Gulf	St. Joseph Bay/Chipola River Sewer Improvement Program	Beacon Hill Septic to Sewer	Construction	\$ 1,608,810
6-1	Gulf	St. Joseph Bay/Chipola River Sewer Improvement Program	Port St. Joe Sewer Upgrade	Feasibility study and preliminary design	\$ 94,636
6-1	Gulf	St. Joseph Bay/Chipola River Sewer Improvement Program	Port St. Joe Sewer Upgrade	Sewer System Acquisition	\$ 473,179
6-1	Gulf	St. Joseph Bay/Chipola River Sewer Improvement Program	Port St. Joe Sewer Upgrade	Final Design and Permitting	\$ 473,179
6-1	Gulf	St. Joseph Bay/Chipola River Sewer Improvement Program	Port St. Joe Sewer Upgrade	Construction	\$ 1,798,081
6-1	Gulf	St. Joseph Bay/Chipola River Sewer Improvement Program	Wewahitchka Septic to Sewer	Feasibility study and preliminary design	\$ 94,636
6-1	Gulf	St. Joseph Bay/Chipola River Sewer Improvement Program	Wewahitchka Septic to Sewer	Final Design and Permitting	\$ 283,908
6-1	Gulf	St. Joseph Bay/Chipola River Sewer Improvement Program	Wewahitchka Septic to Sewer	Construction	\$ 1,277,584
6-1	Gulf	St. Joseph Bay/Chipola River Sewer Improvement Program	Wewahitchka Septic to Sewer	Monitoring	\$ 236,590
6-2	Gulf	St. Joseph Peninsula Coastal Erosion Control Project	St. Joseph Peninsula Coastal Erosion Control Project	Project Administration	\$ 110,160
6-2	Gulf	St. Joseph Peninsula Coastal Erosion Control Project	St. Joseph Peninsula Coastal Erosion Control Project	Feasibility study	\$ 47,318
6-2	Gulf	St. Joseph Peninsula Coastal Erosion Control Project	St. Joseph Peninsula Coastal Erosion Control Project	Preliminary Design	\$ 47,318
6-2	Gulf	St. Joseph Peninsula Coastal Erosion Control Project	St. Joseph Peninsula Coastal Erosion Control Project	Final Design	\$ 208,199
6-2	Gulf	St. Joseph Peninsula Coastal Erosion Control Project	St. Joseph Peninsula Coastal Erosion Control Project	Construction	\$ 2,252,334
6-2	Gulf	St. Joseph Peninsula Coastal Erosion Control Project	St. Joseph Peninsula Coastal Erosion Control Project	Monitoring	\$ 283,908
6-3	Gulf	Coastal Public Access Program	Coastal Public Access Program	Project Administration	\$ 220,320
6-3	Gulf	Coastal Public Access Program	Coastal Public Access Program	Property feasibility/assessments	\$ 236,590
6-3	Gulf	Coastal Public Access Program	Coastal Public Access Program	Property acquisition	\$ 1,419,538
6-3	Gulf	Coastal Public Access Program	Coastal Public Access Program	Boat ramp and amenity design and permitting	\$ 189,272
6-3	Gulf	Coastal Public Access Program	Coastal Public Access Program	Construction	\$ 624,597
6-3	Gulf	Coastal Public Access Program	Coastal Public Access Program	Monitoring	\$ 47,318
7-1	Franklin	Emergency Operations Center	Emergency Operations Center	Project Administration	\$ 73,440
7-1	Franklin	Emergency Operations Center	Emergency Operations Center	Property assessment	\$ 47,717
7-1	Franklin	Emergency Operations Center	Emergency Operations Center	Final Design and Permitting	\$ 190,867
7-1	Franklin	Emergency Operations Center	Emergency Operations Center	Construction	\$ 687,121

Project Number	County	Project Name - SEP Final	Program Project or Phase	Milestone	Pot 3 Cost
7-1	Franklin	Emergency Operations Center	Emergency Operations Center	Monitoring	\$ 28,630
7-2	Franklin	Apalachicola Bay Oyster Restoration	Apalachicola Bay Oyster Restoration	Project Administration	\$ 183,600
7-2	Franklin	Apalachicola Bay Oyster Restoration	Apalachicola Bay Oyster Restoration	Feasibility study	\$ 71,575
7-2	Franklin	Apalachicola Bay Oyster Restoration	Apalachicola Bay Oyster Restoration	Preliminary Design	\$ 71,575
7-2	Franklin	Apalachicola Bay Oyster Restoration	Apalachicola Bay Oyster Restoration	Final Design and Permitting	\$ 95,433
7-2	Franklin	Apalachicola Bay Oyster Restoration	Apalachicola Bay Oyster Restoration	Construction	\$ 4,294,507
7-2	Franklin	Apalachicola Bay Oyster Restoration	Apalachicola Bay Oyster Restoration	Monitoring	\$ 238,584
7-3	Franklin	Apalachicola Bay Cooperative Dredging Program	Apalachicola Bay Cooperative Dredging Program	Project Administration	\$ 275,400
7-3	Franklin	Apalachicola Bay Cooperative Dredging Program	Eastpoint Channel	Final Design	\$ 95,433
7-3	Franklin	Apalachicola Bay Cooperative Dredging Program	Eastpoint Channel	Construction - dredging and marsh creation	\$ 2,767,571
7-3	Franklin	Apalachicola Bay Cooperative Dredging Program	Two-Mile Channel	Feasibility study	\$ 143,150
7-3	Franklin	Apalachicola Bay Cooperative Dredging Program	Two-Mile Channel	Preliminary Design	\$ 143,150
7-3	Franklin	Apalachicola Bay Cooperative Dredging Program	Two-Mile Channel	Final Design and Permitting	\$ 95,433
7-3	Franklin	Apalachicola Bay Cooperative Dredging Program	Two-Mile Channel	Construction - dredging and disposal	\$ 2,767,571
7-3	Franklin	Apalachicola Bay Cooperative Dredging Program	Apalachicola Bay Cooperative Dredging Program	Monitoring	\$ 343,561
8-1	Wakulla	Wakulla Springshed Water Quality Protection Program	Wakulla Springshed Water Quality Protection Program	Project Administration	\$ 128,520
8-1	Wakulla	Wakulla Springshed Water Quality Protection Program	Master Sewer Plan/Preliminary Engineering Report	WINCO Utility - Conceptual Design	\$ -
8-1	Wakulla	Wakulla Springshed Water Quality Protection Program	Master Sewer Plan/Preliminary Engineering Report	Coastal Sewer - Conceptual Design	\$ -
8-1	Wakulla	Wakulla Springshed Water Quality Protection Program	Springshed Program: Magnolia/Grieners Phase 3	Access fees	\$ -
8-1	Wakulla	Wakulla Springshed Water Quality Protection Program	Springshed Program: Wakulla Gardens Phases 2B-8	Access fees (Phase 2B)	\$ -
8-1	Wakulla	Wakulla Springshed Water Quality Protection Program	Springshed Program: Wakulla Gardens Phases 2B-8	Access fees (Phase 3)	\$ -
8-1	Wakulla	Wakulla Springshed Water Quality Protection Program	Springshed Program: Wakulla Gardens Phases 2B-8	Access fees (Phase 4)	\$ -
8-1	Wakulla	Wakulla Springshed Water Quality Protection Program	Springshed Program: Wakulla Gardens Phases 2B-8	Design and Permitting (Phase 5)	\$ -
8-1	Wakulla	Wakulla Springshed Water Quality Protection Program	Springshed Program: Wakulla Gardens Phases 2B-8	Access fees (Phase 5)	\$ -
8-1	Wakulla	Wakulla Springshed Water Quality Protection Program	Springshed Program: Wakulla Gardens Phases 2B-8	Access fees (Phase 6)	\$ -
8-1	Wakulla	Wakulla Springshed Water Quality Protection Program	Springshed Program: Wakulla Gardens Phases 2B-8	Access fees (Phase 7)	\$ -
8-1	Wakulla	Wakulla Springshed Water Quality Protection Program	Springshed Program: Wakulla Gardens Phases 2B-8	Access fees (Phase 8)	\$ -
8-1	Wakulla	Wakulla Springshed Water Quality Protection Program	Coastal Sewer Program	Utility acquisition feasibility study	\$ -
8-1	Wakulla	Wakulla Springshed Water Quality Protection Program	Coastal Sewer Program	Final Design and Permitting	\$ -
8-1	Wakulla	Wakulla Springshed Water Quality Protection Program	Coastal Sewer Program	Construction	\$ -
8-1	Wakulla	Wakulla Springshed Water Quality Protection Program	Coastal Sewer Program	Access fees	\$ -
8-1	Wakulla	Wakulla Springshed Water Quality Protection Program	Coastal Sewer Program	Property acquisition	\$ -
8-1	Wakulla	Wakulla Springshed Water Quality Protection Program	Wastewater treatment facility	Wastewater treatment facility feasibility plan	\$ -
8-1	Wakulla	Wakulla Springshed Water Quality Protection Program	Otter Creek WWTP Upgrade	Final Design and Permitting	\$ -
8-1	Wakulla	Wakulla Springshed Water Quality Protection Program	Otter Creek WWTP New Plant #3	Final Design and Permitting	\$ -
8-1	Wakulla	Wakulla Springshed Water Quality Protection Program	Otter Creek WWTP New Plant #3	Construction	\$ 12,304,496
8-1	Wakulla	Wakulla Springshed Water Quality Protection Program	Panacea Stormwater	Feasibility study and preliminary design	\$ -
8-1	Wakulla	Wakulla Springshed Water Quality Protection Program	Panacea Stormwater	Final Design and Permitting	\$ -
8-1	Wakulla	Wakulla Springshed Water Quality Protection Program	Panacea Stormwater	Construction	\$ -
8-1	Wakulla	Wakulla Springshed Water Quality Protection Program	Wakulla Springshed Water Quality Protection Program	Monitoring	\$ -
8-2	Wakulla	Coastal Access Program	Coastal Access Program	Project Administration	\$ 52,785

Project Number	County	Project Name - SEP Final	Program Project or Phase	Milestone	Pot 3 Cost
8-2	Wakulla	Coastal Access Program	Bayside Marina	Feasibility study/preliminary engineering report	\$ -
8-2	Wakulla	Coastal Access Program	Bayside Marina	Land acquisition	\$ -
8-2	Wakulla	Coastal Access Program	Bayside Marina	Final Design and Permitting	\$ -
8-2	Wakulla	Coastal Access Program	Bayside Marina	Construction	\$ -
8-2	Wakulla	Coastal Access Program	Old Oaks Place Trail Head	Final Design and Permitting	\$ -
8-2	Wakulla	Coastal Access Program	Skipper Bay Park	Feasibility study/preliminary engineering report	\$ -
8-2	Wakulla	Coastal Access Program	Skipper Bay Park	Land acquisition	\$ -
8-2	Wakulla	Coastal Access Program	Skipper Bay Park	Final Design and Permitting	\$ -
8-2	Wakulla	Coastal Access Program	Skipper Bay Park	Construction	\$ -
8-2	Wakulla	Coastal Access Program	Spring Creek Lands	Feasibility study	\$ -
8-2	Wakulla	Coastal Access Program	Spring Creek Lands	Land acquisition	\$ -
8-2	Wakulla	Coastal Access Program	Spring Creek Lands	Construction	\$ -
8-2	Wakulla	Coastal Access Program	Mashes Sands Park	Feasibility study/preliminary engineering report	\$ -
8-2	Wakulla	Coastal Access Program	Mashes Sands Park	Final Design and Permitting	\$ -
8-2	Wakulla	Coastal Access Program	Coastal Access Program	Monitoring	\$ -
8-3	Wakulla	Artificial Reef and Oyster Habitat Enhancement	Artificial Reef and Oyster Habitat Enhancement	Project Administration	\$ -
8-3	Wakulla	Artificial Reef and Oyster Habitat Enhancement	Artificial Reef Reconstruction	Feasibility study/preliminary engineering report	\$ -
8-3	Wakulla	Artificial Reef and Oyster Habitat Enhancement	Artificial Reef Reconstruction	Construction	\$ -
8-3	Wakulla	Artificial Reef and Oyster Habitat Enhancement	Oyster Restoration Program	Feasibility study/preliminary engineering report	\$ -
8-3	Wakulla	Artificial Reef and Oyster Habitat Enhancement	Oyster Restoration Program	Final Design and Permitting	\$ -
8-3	Wakulla	Artificial Reef and Oyster Habitat Enhancement	Oyster Restoration Program	Construction	\$ -
8-3	Wakulla	Artificial Reef and Oyster Habitat Enhancement	Artificial Reef and Oyster Habitat Enhancement	Monitoring	\$ -
9-1	Jefferson	Wacissa River Springshed Protection Program	Wacissa River Springshed Protection Program	Project Administration	\$ 275,400
9-1	Jefferson	Wacissa River Springshed Protection Program	I-10 to SR 59 Sewer Expansion	Feasibility study	\$ 46,810
9-1	Jefferson	Wacissa River Springshed Protection Program	I-10 to SR 59 Sewer Expansion	Preliminary Design	\$ 46,810
9-1	Jefferson	Wacissa River Springshed Protection Program	I-10 to SR 59 Sewer Expansion	Final Design and Permitting	\$ 360,440
9-1	Jefferson	Wacissa River Springshed Protection Program	I-10 to SR 59 Sewer Expansion	Construction	\$ 5,991,725
9-1	Jefferson	Wacissa River Springshed Protection Program	Lift Station Rehabilitation	Preliminary Design	\$ 4,681
9-1	Jefferson	Wacissa River Springshed Protection Program	Lift Station Rehabilitation	Final Design and Permitting	\$ 18,724
9-1	Jefferson	Wacissa River Springshed Protection Program	Lift Station Rehabilitation	Construction	\$ 140,431
9-1	Jefferson	Wacissa River Springshed Protection Program	Wacissa River Springshed Protection Program	Monitoring	\$ 93,621
9-2	Jefferson	Wacissa River Park Improvement Program	Wacissa River Park Improvement Program	Project Administration	\$ 128,520
9-2	Jefferson	Wacissa River Park Improvement Program	Wacissa River Park Improvement Program	Feasibility study	\$ 187,241
9-2	Jefferson	Wacissa River Park Improvement Program	Wacissa River Park Improvement Program	Property assessment and preliminary design	\$ 187,241
9-2	Jefferson	Wacissa River Park Improvement Program	Wacissa River Park Improvement Program	Land acquisition	\$ 936,207
9-2	Jefferson	Wacissa River Park Improvement Program	Wacissa River Park Improvement Program	Final Design and Permitting	\$ 46,810
9-2	Jefferson	Wacissa River Park Improvement Program	Wacissa River Park Improvement Program	Construction	\$ 468,103
9-2	Jefferson	Wacissa River Park Improvement Program	Wacissa River Park Improvement Program	Monitoring	\$ 46,810
9-3	Jefferson	Coastal Public Access Program	Coastal Public Access Program	Project Administration	\$ 358,020
9-3	Jefferson	Coastal Public Access Program	Wacissa Historic Dam Site	Feasibility study	\$ 46,810

Project Number	County	Project Name - SEP Final	Program Project or Phase	Milestone	Pot 3 Cost
9-3	Jefferson	Coastal Public Access Program	Wacissa Historic Dam Site	Preliminary Design	\$ 46,810
9-3	Jefferson	Coastal Public Access Program	Wacissa Historic Dam Site	Final Design and Permitting	\$ 117,026
9-3	Jefferson	Coastal Public Access Program	Wacissa Historic Dam Site	Construction	\$ 580,448
9-3	Jefferson	Coastal Public Access Program	Goose Pasture Campground Site	Feasibility study	\$ 46,810
9-3	Jefferson	Coastal Public Access Program	Goose Pasture Campground Site	Preliminary Design	\$ 46,810
9-3	Jefferson	Coastal Public Access Program	Goose Pasture Campground Site	Final Design and Permitting	\$ 117,026
9-3	Jefferson	Coastal Public Access Program	Goose Pasture Campground Site	Construction	\$ 580,448
9-3	Jefferson	Coastal Public Access Program	Pinhook River Site	Feasibility study	\$ 46,810
9-3	Jefferson	Coastal Public Access Program	Pinhook River Site	Preliminary Design	\$ 46,810
9-3	Jefferson	Coastal Public Access Program	Pinhook River Site	Final Design and Permitting	\$ 117,026
9-3	Jefferson	Coastal Public Access Program	Pinhook River Site	Construction	\$ 580,448
9-3	Jefferson	Coastal Public Access Program	County Rock Mine Site	Feasibility study	\$ 46,810
9-3	Jefferson	Coastal Public Access Program	County Rock Mine Site	Preliminary Design	\$ 46,810
9-3	Jefferson	Coastal Public Access Program	County Rock Mine Site	Final Design and Permitting	\$ 117,026
9-3	Jefferson	Coastal Public Access Program	County Rock Mine Site	Construction	\$ 580,448
9-3	Jefferson	Coastal Public Access Program	Coastal Public Access Program	Monitoring	\$ 112,345
10-1	Taylor	Spring Warrior	Spring Warrior	Project Administration	\$ 73,440
10-1	Taylor	Spring Warrior	Spring Warrior	Property Appraisals and Survey	\$ 30,000
10-1	Taylor	Spring Warrior	Spring Warrior	Property Acquisition	\$ 1,000,000
10-1	Taylor	Spring Warrior	Spring Warrior	Final Design and Permitting	\$ 35,000
10-1	Taylor	Spring Warrior	Spring Warrior	Construction	\$ 450,000
10-1	Taylor	Spring Warrior	Spring Warrior	Monitoring	\$ 20,000
10-2	Taylor	Hodges Park Rehabilitation Project	Hodges Park Rehabilitation Project	Project Administration	\$ 64,260
10-2	Taylor	Hodges Park Rehabilitation Project	Hodges Park Rehabilitation Project	Final Design and Permitting	\$ 30,000
10-2	Taylor	Hodges Park Rehabilitation Project	Hodges Park Rehabilitation Project	Construction	\$ 1,000,000
10-2	Taylor	Hodges Park Rehabilitation Project	Hodges Park Rehabilitation Project	Monitoring	\$ 20,000
10-3	Taylor	Keaton Beach and Steinhatchee Boat Ramps By-Pass Project	Keaton Beach and Steinhatchee Boat Ramps By-Pass Project	Project Administration	\$ 183,600
10-3	Taylor	Keaton Beach and Steinhatchee Boat Ramps By-Pass Project	Keaton Beach and Steinhatchee Boat Ramps By-Pass Project	Feasibility study	\$ 350,000
10-3	Taylor	Keaton Beach and Steinhatchee Boat Ramps By-Pass Project	Keaton Beach and Steinhatchee Boat Ramps By-Pass Project	Property appraisal	\$ 50,000
10-3	Taylor	Keaton Beach and Steinhatchee Boat Ramps By-Pass Project	Keaton Beach and Steinhatchee Boat Ramps By-Pass Project	Property Acquisition	\$ 1,818,496
10-3	Taylor	Keaton Beach and Steinhatchee Boat Ramps By-Pass Project	Keaton Beach and Steinhatchee Boat Ramps By-Pass Project	Final Design and Permitting	\$ -
10-3	Taylor	Keaton Beach and Steinhatchee Boat Ramps By-Pass Project	Keaton Beach and Steinhatchee Boat Ramps By-Pass Project	Construction	\$ 5,967,143
10-3	Taylor	Keaton Beach and Steinhatchee Boat Ramps By-Pass Project	Keaton Beach and Steinhatchee Boat Ramps By-Pass Project	Monitoring	\$ 20,000
10-4	Taylor	Coastal Dredging for Keaton Beach and Steinhatchee Boat Ramps	Coastal Dredging for Keaton Beach and Steinhatchee Boat Ramps	Project Administration	\$ 39,375
10-4	Taylor	Coastal Dredging for Keaton Beach and Steinhatchee Boat Ramps	Coastal Dredging for Keaton Beach and Steinhatchee Boat Ramps	Final Design and Permitting	\$ -
10-4	Taylor	Coastal Dredging for Keaton Beach and Steinhatchee Boat Ramps	Coastal Dredging for Keaton Beach and Steinhatchee Boat Ramps	Construction - dredging and disposal	\$ 1,460,625
10-4	Taylor	Coastal Dredging for Keaton Beach and Steinhatchee Boat Ramps	Coastal Dredging for Keaton Beach and Steinhatchee Boat Ramps	Monitoring	\$ -
11-1	Dixie	Horseshoe Beach Working Waterfront Project	Horseshoe Beach Working Waterfront Project	Project Administration	\$ 91,800
11-1	Dixie	Horseshoe Beach Working Waterfront Project	Horseshoe Beach Working Waterfront Project	Feasibility study and preliminary design	\$ 94,563
11-1	Dixie	Horseshoe Beach Working Waterfront Project	Horseshoe Beach Working Waterfront Project	Final Design and Permitting	\$ 236,408

Project Number	County	Project Name - SEP Final	Program Project or Phase	Milestone	Pot 3 Cost
11-1	Dixie	Horseshoe Beach Working Waterfront Project	Horseshoe Beach Working Waterfront Project	Maintenance dredging	\$ 1,418,450
11-1	Dixie	Horseshoe Beach Working Waterfront Project	Horseshoe Beach Working Waterfront Project	Construction	\$ 1,040,197
11-1	Dixie	Horseshoe Beach Working Waterfront Project	Horseshoe Beach Working Waterfront Project	Monitoring	\$ 47,282
11-2	Dixie	Shired Island Park Beach Nourishment and Living Shoreline	Shired Island Park Beach Nourishment and Living Shoreline	Project Administration	\$ 110,160
11-2	Dixie	Shired Island Park Beach Nourishment and Living Shoreline	Shired Island Park Beach Nourishment and Living Shoreline	Feasibility study and preliminary design	\$ 141,845
11-2	Dixie	Shired Island Park Beach Nourishment and Living Shoreline	Shired Island Park Beach Nourishment and Living Shoreline	Final Design and Permitting	\$ 236,408
11-2	Dixie	Shired Island Park Beach Nourishment and Living Shoreline	Shired Island Park Beach Nourishment and Living Shoreline	Construction	\$ 1,465,732
11-2	Dixie	Shired Island Park Beach Nourishment and Living Shoreline	Shired Island Park Beach Nourishment and Living Shoreline	Monitoring	\$ 47,282
11-3	Dixie	Horseshoe Cove Oyster Restoration Project	Horseshoe Cove Oyster Restoration Project	Project Administration	\$ 110,160
11-3	Dixie	Horseshoe Cove Oyster Restoration Project	Horseshoe Cove Oyster Restoration Project	Feasibility study and preliminary design	\$ 94,563
11-3	Dixie	Horseshoe Cove Oyster Restoration Project	Horseshoe Cove Oyster Restoration Project	Final Design and Permitting	\$ 141,845
11-3	Dixie	Horseshoe Cove Oyster Restoration Project	Horseshoe Cove Oyster Restoration Project	Construction	\$ 661,943
11-3	Dixie	Horseshoe Cove Oyster Restoration Project	Horseshoe Cove Oyster Restoration Project	Monitoring	\$ 47,282
11-4	Dixie	Coastal Public Access Program	Coastal Public Access Program	Project Administration	\$ 110,160
11-4	Dixie	Coastal Public Access Program	Coastal Public Access Program	Feasibility study and preliminary design	\$ 236,408
11-4	Dixie	Coastal Public Access Program	Coastal Public Access Program	Property acquisition	\$ 189,127
11-4	Dixie	Coastal Public Access Program	Coastal Public Access Program	Final Design and Permitting	\$ 151,301
11-4	Dixie	Coastal Public Access Program	Coastal Public Access Program	Construction	\$ 756,507
11-4	Dixie	Coastal Public Access Program	Coastal Public Access Program	Monitoring	\$ 47,282
11-5	Dixie	Coastal Septic to Sewer Conversion Program	Coastal Septic to Sewer Conversion Program	Project Administration	\$ 220,320
11-5	Dixie	Coastal Septic to Sewer Conversion Program	Jena Sewer Collection System	Feasibility study	\$ 28,369
11-5	Dixie	Coastal Septic to Sewer Conversion Program	Jena Sewer Collection System	Preliminary Design	\$ 28,369
11-5	Dixie	Coastal Septic to Sewer Conversion Program	Jena Sewer Collection System	Final Design and Permitting	\$ 151,301
11-5	Dixie	Coastal Septic to Sewer Conversion Program	Jena Sewer Collection System	Construction	\$ 1,002,372
11-5	Dixie	Coastal Septic to Sewer Conversion Program	Old Town Sewer Collection System	Feasibility study	\$ 28,369
11-5	Dixie	Coastal Septic to Sewer Conversion Program	Old Town Sewer Collection System	Preliminary Design	\$ 28,369
11-5	Dixie	Coastal Septic to Sewer Conversion Program	Old Town Sewer Collection System	Final Design and Permitting	\$ 151,301
11-5	Dixie	Coastal Septic to Sewer Conversion Program	Old Town Sewer Collection System	Construction	\$ 1,002,372
11-5	Dixie	Coastal Septic to Sewer Conversion Program	Suwannee Sewer Collection System	Feasibility study	\$ 28,369
11-5	Dixie	Coastal Septic to Sewer Conversion Program	Suwannee Sewer Collection System	Preliminary Design	\$ 28,369
11-5	Dixie	Coastal Septic to Sewer Conversion Program	Suwannee Sewer Collection System	Final Design and Permitting	\$ 151,301
11-5	Dixie	Coastal Septic to Sewer Conversion Program	Suwannee Sewer Collection System	Construction	\$ 1,002,372
11-5	Dixie	Coastal Septic to Sewer Conversion Program	Horseshoe Beach Sewer Collection and Treatment	Feasibility study	\$ 28,369
11-5	Dixie	Coastal Septic to Sewer Conversion Program	Horseshoe Beach Sewer Collection and Treatment	Preliminary Design	\$ 28,369
11-5	Dixie	Coastal Septic to Sewer Conversion Program	Horseshoe Beach Sewer Collection and Treatment	Final Design and Permitting	\$ 151,301
11-5	Dixie	Coastal Septic to Sewer Conversion Program	Horseshoe Beach Sewer Collection and Treatment	Construction	\$ 1,002,372
11-5	Dixie	Coastal Septic to Sewer Conversion Program	Coastal Septic to Sewer Conversion Program	Monitoring	\$ 75,651
12-1	Levy	Waccasassa River Conservation Land Acquisition	Waccasassa River Conservation Land Acquisition	Project Administration	\$ 55,080
12-1	Levy	Waccasassa River Conservation Land Acquisition	Waccasassa River Conservation Land Acquisition	Feasibility study	\$ 38,434
12-1	Levy	Waccasassa River Conservation Land Acquisition	Waccasassa River Conservation Land Acquisition	Property appraisal	\$ 38,434

Project Number	County	Project Name - SEP Final	Program Project or Phase	Milestone	Pot 3 Cost
12-1	Levy	Waccasassa River Conservation Land Acquisition	Waccasassa River Conservation Land Acquisition	Property acquisition	\$ 1,921,722
12-1	Levy	Waccasassa River Conservation Land Acquisition	Waccasassa River Conservation Land Acquisition	Final Design and Permitting	\$ 192,172
12-1	Levy	Waccasassa River Conservation Land Acquisition	Waccasassa River Conservation Land Acquisition	Construction	\$ 629,364
12-1	Levy	Waccasassa River Conservation Land Acquisition	Waccasassa River Conservation Land Acquisition	Monitoring	\$ 24,022
12-2	Levy	Suwannee Sound/Cedar Key Oyster Restoration	Suwannee Sound/Cedar Key Oyster Restoration	Project Administration	\$ 64,260
12-2	Levy	Suwannee Sound/Cedar Key Oyster Restoration	Suwannee Sound/Cedar Key Oyster Restoration	Feasibility study	\$ 96,086
12-2	Levy	Suwannee Sound/Cedar Key Oyster Restoration	Suwannee Sound/Cedar Key Oyster Restoration	Preliminary Design	\$ 96,086
12-2	Levy	Suwannee Sound/Cedar Key Oyster Restoration	Suwannee Sound/Cedar Key Oyster Restoration	Final Design and Permitting	\$ 96,086
12-2	Levy	Suwannee Sound/Cedar Key Oyster Restoration	Suwannee Sound/Cedar Key Oyster Restoration	Construction	\$ 1,441,292
12-2	Levy	Suwannee Sound/Cedar Key Oyster Restoration	Suwannee Sound/Cedar Key Oyster Restoration	Monitoring	\$ 192,172
12-3	Levy	Coastal Septic to Sewer Conversion Program	Coastal Septic to Sewer Conversion Program	Project Administration	\$ 330,480
12-3	Levy	Coastal Septic to Sewer Conversion Program	South Levy Wastewater System Improvements	Feasibility study	\$ 144,129
12-3	Levy	Coastal Septic to Sewer Conversion Program	South Levy Wastewater System Improvements	Preliminary Design	\$ 144,129
12-3	Levy	Coastal Septic to Sewer Conversion Program	South Levy Wastewater System Improvements	Property acquisition	\$ 480,431
12-3	Levy	Coastal Septic to Sewer Conversion Program	South Levy Wastewater System Improvements	Final Design and Permitting	\$ 960,861
12-3	Levy	Coastal Septic to Sewer Conversion Program	South Levy Wastewater System Improvements	Construction	\$ 1,441,292
12-3	Levy	Coastal Septic to Sewer Conversion Program	Fowlers Bluff Wastewater System Improvements	Feasibility study	\$ 96,086
12-3	Levy	Coastal Septic to Sewer Conversion Program	Fowlers Bluff Wastewater System Improvements	Preliminary Design	\$ 96,086
12-3	Levy	Coastal Septic to Sewer Conversion Program	Fowlers Bluff Wastewater System Improvements	Property acquisition	\$ 480,431
12-3	Levy	Coastal Septic to Sewer Conversion Program	Fowlers Bluff Wastewater System Improvements	Final Design and Permitting	\$ 960,861
12-3	Levy	Coastal Septic to Sewer Conversion Program	Fowlers Bluff Wastewater System Improvements	Construction	\$ 2,209,980
12-3	Levy	Coastal Septic to Sewer Conversion Program	Coastal Septic to Sewer Conversion Program	Monitoring	\$ 384,344
13-1	Citrus	NW Quadrant Force Main Project	NW Quadrant Force Main Project	Project Administration	\$ 110,160
13-1	Citrus	NW Quadrant Force Main Project	NW Quadrant Force Main Project	Final Design and Permitting	\$ 285,000
13-1	Citrus	NW Quadrant Force Main Project	NW Quadrant Force Main Project	Construction	\$ 5,945,000
13-1	Citrus	NW Quadrant Force Main Project	NW Quadrant Force Main Project	Monitoring	\$ -
13-2	Citrus	Cross Florida Barge Canal Boat Ramp	Cross Florida Barge Canal Boat Ramp	Final Design and Permitting	\$ 664,076
13-2	Citrus	Cross Florida Barge Canal Boat Ramp	Cross Florida Barge Canal Boat Ramp	Construction	\$ 3,622,709
13-2	Citrus	Cross Florida Barge Canal Boat Ramp	Cross Florida Barge Canal Boat Ramp	Monitoring	\$ -
13-3	Citrus	Artificial Reef Program	Artificial Reef Program	Project Administration	\$ 26,243
13-3	Citrus	Artificial Reef Program	Artificial Reef Program	Final Design and Permitting	\$ -
13-3	Citrus	Artificial Reef Program	Artificial Reef Program	Construction	\$ 1,200,000
13-3	Citrus	Artificial Reef Program	Artificial Reef Program	Monitoring	\$ -
13-4	Citrus	Springshed Stormwater Improvement Program	Springshed Stormwater Improvement Program	Project Administration	\$ -
13-4	Citrus	Springshed Stormwater Improvement Program	Springshed Stormwater Improvement Program	Feasibility study	\$ -
13-4	Citrus	Springshed Stormwater Improvement Program	Springshed Stormwater Improvement Program	Preliminary Design	\$ -
13-4	Citrus	Springshed Stormwater Improvement Program	Springshed Stormwater Improvement Program	Final Design and Permitting	\$ -
13-4	Citrus	Springshed Stormwater Improvement Program	Springshed Stormwater Improvement Program	Construction	\$ -
13-4	Citrus	Springshed Stormwater Improvement Program	Springshed Stormwater Improvement Program	Monitoring	\$ -
13-5	Citrus	Inshore Artificial Reef - Citrus	Inshore Artificial Reef - Citrus	Project Administration	\$ 78,750

Project Number	County	Project Name - SEP Final	Program Project or Phase	Milestone	Pot 3 Cost
13-5	Citrus	Inshore Artificial Reef - Citrus	Inshore Artificial Reef - Citrus	Final Design and Permitting	\$ 80,000
13-5	Citrus	Inshore Artificial Reef - Citrus	Inshore Artificial Reef - Citrus	Construction	\$ 600,000
13-5	Citrus	Inshore Artificial Reef - Citrus	Inshore Artificial Reef - Citrus	Monitoring	\$ -
14-1	Hernando	Artificial Reef Program	Artificial Reef Program	Project Administration	\$ 220,320
14-1	Hernando	Artificial Reef Program	Artificial Reef Program	Feasibility study	\$ 94,056
14-1	Hernando	Artificial Reef Program	Artificial Reef Program	Preliminary Design	\$ 94,056
14-1	Hernando	Artificial Reef Program	Artificial Reef Program	Baseline data	\$ 423,251
14-1	Hernando	Artificial Reef Program	Artificial Reef Program	Final Design and Permitting	\$ 94,056
14-1	Hernando	Artificial Reef Program	Artificial Reef Program	Construction - Phase 1 (3 sites)	\$ 376,223
14-1	Hernando	Artificial Reef Program	Artificial Reef Program	Construction - Phase 2 (3 sites)	\$ 376,223
14-1	Hernando	Artificial Reef Program	Artificial Reef Program	Construction - Phase 3 (4 sites)	\$ 423,251
14-1	Hernando	Artificial Reef Program	Artificial Reef Program	Monitoring	\$ 329,195
14-2	Hernando	Coastal Habitat Enhancement Program	Coastal Habitat Enhancement Program	Project Administration	\$ 110,160
14-2	Hernando	Coastal Habitat Enhancement Program	Oyster Reef Project	Feasibility study and preliminary design	\$ 70,542
14-2	Hernando	Coastal Habitat Enhancement Program	Oyster Reef Project	Construction - Phase 1 (2 sites)	\$ 103,461
14-2	Hernando	Coastal Habitat Enhancement Program	Oyster Reef Project	Construction - Phase 2 (2 sites)	\$ 103,461
14-2	Hernando	Coastal Habitat Enhancement Program	Living Shoreline Project	Feasibility study and preliminary design	\$ 70,542
14-2	Hernando	Coastal Habitat Enhancement Program	Living Shoreline Project	Construction - Phase 1 (2 sites)	\$ 103,461
14-2	Hernando	Coastal Habitat Enhancement Program	Living Shoreline Project	Construction - Phase 2 (2 sites)	\$ 103,461
14-2	Hernando	Coastal Habitat Enhancement Program	Coastal Habitat Enhancement Program	Monitoring	\$ 150,489
14-3	Hernando	Coastal Public Access Program	Coastal Public Access Program	Project Administration	\$ 238,680
14-3	Hernando	Coastal Public Access Program	Coastal Public Access Program	Feasibility study and preliminary design	\$ 75,245
14-3	Hernando	Coastal Public Access Program	Coastal Public Access Program	Final Design and Permitting	\$ 79,947
14-3	Hernando	Coastal Public Access Program	Coastal Public Access Program	Construction - boat ramp/park amenities	\$ 940,558
14-3	Hernando	Coastal Public Access Program	Coastal Public Access Program	Construction - channel improvements	\$ 2,821,673
14-3	Hernando	Coastal Public Access Program	Coastal Public Access Program	Construction - padding trail	\$ 244,545
14-3	Hernando	Coastal Public Access Program	Coastal Public Access Program	Monitoring	\$ 126,975
14-4	Hernando	Weeki Wachee Springshed Septic to Sewer Conversion Program	Weeki Wachee Springshed Septic to Sewer Conversion Program	Project Administration	\$ 82,620
14-4	Hernando	Weeki Wachee Springshed Septic to Sewer Conversion Program	Weeki Wachee Springshed Septic to Sewer Conversion Program	Design Criteria Package (Phase 1)	\$ -
14-4	Hernando	Weeki Wachee Springshed Septic to Sewer Conversion Program	Weeki Wachee Springshed Septic to Sewer Conversion Program	Design-Build (Phase 1)	\$ 870,016
14-4	Hernando	Weeki Wachee Springshed Septic to Sewer Conversion Program	Weeki Wachee Springshed Septic to Sewer Conversion Program	Design Criteria Package (Phase 2)	\$ -
14-4	Hernando	Weeki Wachee Springshed Septic to Sewer Conversion Program	Weeki Wachee Springshed Septic to Sewer Conversion Program	Design-Build (Phase 2)	\$ 870,016
14-4	Hernando	Weeki Wachee Springshed Septic to Sewer Conversion Program	Weeki Wachee Springshed Septic to Sewer Conversion Program	Monitoring	\$ -
14-5	Hernando	Coastal Stormwater Improvement - Calienta Street	Coastal Stormwater Improvement - Calienta Street	Project Administration	\$ 55,080
14-5	Hernando	Coastal Stormwater Improvement - Calienta Street	Coastal Stormwater Improvement - Calienta Street	Feasibility study	\$ -
14-5	Hernando	Coastal Stormwater Improvement - Calienta Street	Coastal Stormwater Improvement - Calienta Street	Preliminary Design	\$ -
14-5	Hernando	Coastal Stormwater Improvement - Calienta Street	Coastal Stormwater Improvement - Calienta Street	Final Design and Permitting	\$ -
14-5	Hernando	Coastal Stormwater Improvement - Calienta Street	Coastal Stormwater Improvement - Calienta Street	Construction	\$ 2,900,000
14-5	Hernando	Coastal Stormwater Improvement - Calienta Street	Coastal Stormwater Improvement - Calienta Street	Monitoring	\$ -
15-1	Pasco	Port Richey Watershed Stormwater Management Project	Port Richey Watershed Stormwater Management Project	Project Administration	\$ 15,000

Project Number	County	Project Name - SEP Final	Program Project or Phase	Milestone	Pot 3 Cost
15-1	Pasco	Port Richey Watershed Stormwater Management Project	Port Richey Watershed Stormwater Management Project	Preliminary Design	
15-1	Pasco	Port Richey Watershed Stormwater Management Project	Port Richey Watershed Stormwater Management Project	Final Design and Permitting	
15-1	Pasco	Port Richey Watershed Stormwater Management Project	Port Richey Watershed Stormwater Management Project	Construction	
15-1	Pasco	Port Richey Watershed Stormwater Management Project	Port Richey Watershed Stormwater Management Project	Monitoring	
15-2	Pasco	Hammock Creek / Sea Pines Watershed Stormwater Management Project	Hammock Creek / Sea Pines Watershed Stormwater Management Project	Project Administration	
15-2	Pasco	Hammock Creek / Sea Pines Watershed Stormwater Management Project	Hammock Creek / Sea Pines Watershed Stormwater Management Project	Preliminary Design	
15-2	Pasco	Hammock Creek / Sea Pines Watershed Stormwater Management Project	Hammock Creek / Sea Pines Watershed Stormwater Management Project	Final Design and Permitting	
15-2	Pasco	Hammock Creek / Sea Pines Watershed Stormwater Management Project	Hammock Creek / Sea Pines Watershed Stormwater Management Project	Construction	
15-2	Pasco	Hammock Creek / Sea Pines Watershed Stormwater Management Project	Hammock Creek / Sea Pines Watershed Stormwater Management Project	Monitoring	
15-3	Pasco	Inshore Artificial Reef - Pithlachascotee River	Inshore Artificial Reef - Pithlachascotee River	Project Administration	
15-3	Pasco	Inshore Artificial Reef - Pithlachascotee River	Inshore Artificial Reef - Pithlachascotee River	Preliminary Design	
15-3	Pasco	Inshore Artificial Reef - Pithlachascotee River	Inshore Artificial Reef - Pithlachascotee River	Final Design and Permitting	
15-3	Pasco	Inshore Artificial Reef - Pithlachascotee River	Inshore Artificial Reef - Pithlachascotee River	Construction	
15-3	Pasco	Inshore Artificial Reef - Pithlachascotee River	Inshore Artificial Reef - Pithlachascotee River	Monitoring	
15-4	Pasco	Coastal Environmental Research Network (CERN)	Coastal Environmental Research Network (CERN)	Project Administration	
15-4	Pasco	Coastal Environmental Research Network (CERN)	Coastal Environmental Research Network (CERN)	Purchase pontoon research vessel	
15-4	Pasco	Coastal Environmental Research Network (CERN)	Coastal Environmental Research Network (CERN)	EMC renovations	
15-4	Pasco	Coastal Environmental Research Network (CERN)	Coastal Environmental Research Network (CERN)	Construction - welcome center and research facility	
15-4	Pasco	Coastal Environmental Research Network (CERN)	Coastal Environmental Research Network (CERN)	Monitoring	
15-5	Pasco	Artificial Reef Program – Hudson Reef	Artificial Reef Program – Hudson Reef	Project Administration	\$ 15,000
15-5	Pasco	Artificial Reef Program – Hudson Reef	Artificial Reef Program – Hudson Reef	Collect, prepare, and stage reef materials	
15-5	Pasco	Artificial Reef Program – Hudson Reef	Artificial Reef Program – Hudson Reef	Transport material to permitted reef sites	
15-5	Pasco	Artificial Reef Program – Hudson Reef	Artificial Reef Program – Hudson Reef	Monitoring	
15-6	Pasco	Madison Street and Gulf Drive Stormwater Retrofit Project	Madison Street and Gulf Drive Stormwater Retrofit Project	Project Administration	
15-6	Pasco	Madison Street and Gulf Drive Stormwater Retrofit Project	Madison Street and Gulf Drive Stormwater Retrofit Project	Preliminary Design	
15-6	Pasco	Madison Street and Gulf Drive Stormwater Retrofit Project	Madison Street and Gulf Drive Stormwater Retrofit Project	Final Design and Permitting	
15-6	Pasco	Madison Street and Gulf Drive Stormwater Retrofit Project	Madison Street and Gulf Drive Stormwater Retrofit Project	Construction	
15-6	Pasco	Madison Street and Gulf Drive Stormwater Retrofit Project	Madison Street and Gulf Drive Stormwater Retrofit Project	Monitoring	
15-7	Pasco	Crews Lake Hydrologic Restoration	Crews Lake Hydrologic Restoration	Project Administration	
15-7	Pasco	Crews Lake Hydrologic Restoration	Crews Lake Hydrologic Restoration	Preliminary Design	
15-7	Pasco	Crews Lake Hydrologic Restoration	Crews Lake Hydrologic Restoration	Final Design and Permitting	
15-7	Pasco	Crews Lake Hydrologic Restoration	Crews Lake Hydrologic Restoration	Construction	
15-7	Pasco	Crews Lake Hydrologic Restoration	Crews Lake Hydrologic Restoration	Monitoring	
15-8	Pasco	Ranch Road Infrastructure Improvements	Ranch Road Infrastructure Improvements	Project Administration	
15-8	Pasco	Ranch Road Infrastructure Improvements	Ranch Road Infrastructure Improvements	Preliminary Design	
15-8	Pasco	Ranch Road Infrastructure Improvements	Ranch Road Infrastructure Improvements	Property assessment	
15-8	Pasco	Ranch Road Infrastructure Improvements	Ranch Road Infrastructure Improvements	Property acquisition	
15-8	Pasco	Ranch Road Infrastructure Improvements	Ranch Road Infrastructure Improvements	Final Design and Permitting	
15-8	Pasco	Ranch Road Infrastructure Improvements	Ranch Road Infrastructure Improvements	Construction	
15-8	Pasco	Ranch Road Infrastructure Improvements	Ranch Road Infrastructure Improvements	Monitoring	

Project Number	County	Project Name - SEP Final	Program Project or Phase	Milestone	Pot 3 Cost
15-9	Pasco	Channel Restoration Project	Channel Restoration Project	Project Administration	\$ 100,000
15-9	Pasco	Channel Restoration Project	Channel Restoration Project	Final Design and Permitting	\$ 650,000
15-9	Pasco	Channel Restoration Project	Channel Restoration Project	Construction - dredging	\$ 7,669,988
15-9	Pasco	Channel Restoration Project	Channel Restoration Project	Construction - stormwater	\$ 4,000,000
16-1	Pinellas	Lake Seminole Sediment Removal	Lake Seminole Sediment Removal	Project Administration	\$ 55,080
16-1	Pinellas	Lake Seminole Sediment Removal	Lake Seminole Sediment Removal	Final Design and Permitting	\$ -
16-1	Pinellas	Lake Seminole Sediment Removal	Lake Seminole Sediment Removal	Construction	\$ 962,311
16-1	Pinellas	Lake Seminole Sediment Removal	Lake Seminole Sediment Removal	Monitoring	\$ 153,970
16-2	Pinellas	Wastewater Collection System Improvements	Wastewater Collection System Improvements	Project Administration	\$ 165,240
16-2	Pinellas	Wastewater Collection System Improvements	Wastewater Collection System Improvements	Feasibility study	\$ -
16-2	Pinellas	Wastewater Collection System Improvements	Wastewater Collection System Improvements	Preliminary Design	\$ -
16-2	Pinellas	Wastewater Collection System Improvements	Wastewater Collection System Improvements	Final Design and Permitting	\$ 2,053,487
16-2	Pinellas	Wastewater Collection System Improvements	Wastewater Collection System Improvements	Construction	\$ 4,164,742
16-2	Pinellas	Wastewater Collection System Improvements	Wastewater Collection System Improvements	Monitoring	\$ -
16-3	Pinellas	Land Acquisition for Floodplain Restoration and Resiliency	Land Acquisition for Floodplain Restoration and Resiliency	Project Administration	\$ 64,260
16-3	Pinellas	Land Acquisition for Floodplain Restoration and Resiliency	Land Acquisition for Floodplain Restoration and Resiliency	Feasibility study	\$ -
16-3	Pinellas	Land Acquisition for Floodplain Restoration and Resiliency	Land Acquisition for Floodplain Restoration and Resiliency	Property assessment	\$ -
16-3	Pinellas	Land Acquisition for Floodplain Restoration and Resiliency	Land Acquisition for Floodplain Restoration and Resiliency	Property acquisition	\$ 3,319,974
16-3	Pinellas	Land Acquisition for Floodplain Restoration and Resiliency	Land Acquisition for Floodplain Restoration and Resiliency	Final Design and Permitting	\$ -
16-3	Pinellas	Land Acquisition for Floodplain Restoration and Resiliency	Land Acquisition for Floodplain Restoration and Resiliency	Construction	\$ -
16-3	Pinellas	Land Acquisition for Floodplain Restoration and Resiliency	Land Acquisition for Floodplain Restoration and Resiliency	Monitoring	\$ -
16-4	Pinellas	Coastal Public Access Program	Coastal Public Access Program	Project Administration	\$ 110,160
16-4	Pinellas	Coastal Public Access Program	Coastal Public Access Program	Feasibility study	\$ -
16-4	Pinellas	Coastal Public Access Program	Coastal Public Access Program	Property assessment	\$ -
16-4	Pinellas	Coastal Public Access Program	Coastal Public Access Program	Property acquisition	\$ 144,347
16-4	Pinellas	Coastal Public Access Program	Coastal Public Access Program	Final Design and Permitting	\$ 96,231
16-4	Pinellas	Coastal Public Access Program	Coastal Public Access Program	Construction	\$ 866,080
16-4	Pinellas	Coastal Public Access Program	Coastal Public Access Program	Monitoring	\$ -
16-5	Pinellas	Artificial Reef Program	Artificial Reef Program	Project Administration	\$ 36,720
16-5	Pinellas	Artificial Reef Program	Artificial Reef Program	Transport material to permitted reef sites	\$ 423,417
16-5	Pinellas	Artificial Reef Program	Artificial Reef Program	Monitoring	\$ -
17-1	Hillsborough	Cockroach Bay Aquatic Preserve Land Acquisition and Ecosystem Restoration	Cockroach Bay Aquatic Preserve Land Acquisition and Ecosystem Restoration	Project Administration	\$ 73,440
17-1	Hillsborough	Cockroach Bay Aquatic Preserve Land Acquisition and Ecosystem Restoration	Cockroach Bay Aquatic Preserve Land Acquisition and Ecosystem Restoration	Property assessment	\$ -
17-1	Hillsborough	Cockroach Bay Aquatic Preserve Land Acquisition and Ecosystem Restoration	Cockroach Bay Aquatic Preserve Land Acquisition and Ecosystem Restoration	Property acquisition	\$ 3,250,000
17-1	Hillsborough	Cockroach Bay Aquatic Preserve Land Acquisition and Ecosystem Restoration	Cockroach Bay Aquatic Preserve Land Acquisition and Ecosystem Restoration	Final Design and Permitting	\$ -
17-1	Hillsborough	Cockroach Bay Aquatic Preserve Land Acquisition and Ecosystem Restoration	Cockroach Bay Aquatic Preserve Land Acquisition and Ecosystem Restoration	Construction	\$ 1,505,946
17-1	Hillsborough	Cockroach Bay Aquatic Preserve Land Acquisition and Ecosystem Restoration	Cockroach Bay Aquatic Preserve Land Acquisition and Ecosystem Restoration	Monitoring	\$ 97,029
17-2	Hillsborough	Delaney Creek/Palm River Heights Septic to Sewer Conversion	Delaney Creek/Palm River Heights Septic to Sewer Conversion	Project Administration	\$ 257,040
17-2	Hillsborough	Delaney Creek/Palm River Heights Septic to Sewer Conversion	Delaney Creek/Palm River Heights Septic to Sewer Conversion	Feasibility study	\$ 48,514
17-2	Hillsborough	Delaney Creek/Palm River Heights Septic to Sewer Conversion	Delaney Creek/Palm River Heights Septic to Sewer Conversion	Preliminary Design	\$ 48,514

Project Number	County	Project Name - SEP Final	Program Project or Phase	Milestone	Pot 3 Cost
17-2	Hillsborough	Delaney Creek/Palm River Heights Septic to Sewer Conversion	Delaney Creek/Palm River Heights Septic to Sewer Conversion	Final Design and Permitting	\$ 970,288
17-2	Hillsborough	Delaney Creek/Palm River Heights Septic to Sewer Conversion	Delaney Creek/Palm River Heights Septic to Sewer Conversion	Construction	\$ 6,219,543
17-2	Hillsborough	Delaney Creek/Palm River Heights Septic to Sewer Conversion	Delaney Creek/Palm River Heights Septic to Sewer Conversion	Monitoring	\$ 145,543
18-1	Manatee	Manatee River Oyster Restoration	Manatee River Oyster Restoration	Project Administration	\$ 146,880
18-1	Manatee	Manatee River Oyster Restoration	Manatee River Oyster Restoration	Preliminary Design	\$ 222,474
18-1	Manatee	Manatee River Oyster Restoration	Manatee River Oyster Restoration	Final Design and Permitting	\$ 274,212
18-1	Manatee	Manatee River Oyster Restoration	Manatee River Oyster Restoration	Construction - restoration/barge shelling	\$ 1,204,638
18-1	Manatee	Manatee River Oyster Restoration	Manatee River Oyster Restoration	Monitoring	\$ 99,596
18-2	Manatee	Portosueno Park Living Shoreline	Portosueno Park Living Shoreline	Project Administration	\$ 73,440
18-2	Manatee	Portosueno Park Living Shoreline	Portosueno Park Living Shoreline	Preliminary Design	\$ 28,456
18-2	Manatee	Portosueno Park Living Shoreline	Portosueno Park Living Shoreline	Final Design and Permitting	\$ 85,368
18-2	Manatee	Portosueno Park Living Shoreline	Portosueno Park Living Shoreline	Construction	\$ 502,723
18-2	Manatee	Portosueno Park Living Shoreline	Portosueno Park Living Shoreline	Monitoring	\$ -
18-3	Manatee	Preserve Management Plans	Preserve Management Plans	Project Administration	\$ -
18-3	Manatee	Preserve Management Plans	Preserve Management Plans	Resource assessments	\$ -
18-3	Manatee	Preserve Management Plans	Preserve Management Plans	Stakeholder input	\$ -
18-3	Manatee	Preserve Management Plans	Preserve Management Plans	Preparation of management plans	\$ -
18-3	Manatee	Preserve Management Plans	Preserve Management Plans	Monitoring	\$ -
18-4	Manatee	Artificial Reef Program - Borden Reef	Artificial Reef Program - Borden Reef	Project Administration	\$ 73,440
18-4	Manatee	Artificial Reef Program - Borden Reef	Artificial Reef Program - Borden Reef	Collect, prepare, and stage reef materials	\$ 331,987
18-4	Manatee	Artificial Reef Program - Borden Reef	Artificial Reef Program - Borden Reef	Transport material to permitted reef sites	\$ 884,508
18-4	Manatee	Artificial Reef Program - Borden Reef	Artificial Reef Program - Borden Reef	Monitoring	\$ 35,570
18-5	Manatee	Palmetto Greene Bridge Fishing Pier Replacement	Palmetto Greene Bridge Fishing Pier Replacement	Project Administration	\$ 55,080
18-5	Manatee	Palmetto Greene Bridge Fishing Pier Replacement	Palmetto Greene Bridge Fishing Pier Replacement	Preliminary Design	\$ -
18-5	Manatee	Palmetto Greene Bridge Fishing Pier Replacement	Palmetto Greene Bridge Fishing Pier Replacement	Final Design and Permitting	\$ -
18-5	Manatee	Palmetto Greene Bridge Fishing Pier Replacement	Palmetto Greene Bridge Fishing Pier Replacement	Demolition of the old bridge	\$ 1,849,641
18-5	Manatee	Palmetto Greene Bridge Fishing Pier Replacement	Palmetto Greene Bridge Fishing Pier Replacement	Construction	\$ 865,570
18-5	Manatee	Palmetto Greene Bridge Fishing Pier Replacement	Palmetto Greene Bridge Fishing Pier Replacement	Monitoring	\$ 47,427
18-6	Manatee	Applied Research for Shellfish Aquaculture	Applied Research for Shellfish Aquaculture	Project Administration	\$ 45,900
18-6	Manatee	Applied Research for Shellfish Aquaculture	Applied Research for Shellfish Aquaculture	Planning and research priorities	\$ -
18-6	Manatee	Applied Research for Shellfish Aquaculture	Applied Research for Shellfish Aquaculture	Design experiments	\$ 94,853
18-6	Manatee	Applied Research for Shellfish Aquaculture	Applied Research for Shellfish Aquaculture	Collect and analyze data	\$ 94,853
18-6	Manatee	Applied Research for Shellfish Aquaculture	Applied Research for Shellfish Aquaculture	Technology transfer	\$ 47,427
18-6	Manatee	Applied Research for Shellfish Aquaculture	Applied Research for Shellfish Aquaculture	Monitoring	\$ 47,427
18-7	Manatee	Coastal Preserve Trail and Boardwalk Enhancements	Coastal Preserve Trail and Boardwalk Enhancements	Project Administration	\$ 73,440
18-7	Manatee	Coastal Preserve Trail and Boardwalk Enhancements	Coastal Preserve Trail and Boardwalk Enhancements	Preliminary Design	\$ 56,912
18-7	Manatee	Coastal Preserve Trail and Boardwalk Enhancements	Coastal Preserve Trail and Boardwalk Enhancements	Final Design and Permitting	\$ 266,459
18-7	Manatee	Coastal Preserve Trail and Boardwalk Enhancements	Coastal Preserve Trail and Boardwalk Enhancements	Construction	\$ 14,939
18-7	Manatee	Coastal Preserve Trail and Boardwalk Enhancements	Coastal Preserve Trail and Boardwalk Enhancements	Monitoring	\$ -
18-8	Manatee	Coastal Watershed Management Plans	Coastal Watershed Management Plans	Project Administration	\$ -

Project Number	County	Project Name - SEP Final	Program Project or Phase	Milestone	Pot 3 Cost
18-8	Manatee	Coastal Watershed Management Plans	Coastal Watershed Management Plans	WQ data collection	\$ -
18-8	Manatee	Coastal Watershed Management Plans	Coastal Watershed Management Plans	Prepare WMPs	\$ -
18-8	Manatee	Coastal Watershed Management Plans	Coastal Watershed Management Plans	Initial design studies	\$ -
18-8	Manatee	Coastal Watershed Management Plans	Coastal Watershed Management Plans	Monitoring	\$ -
18-9	Manatee	Urban Stormwater Improvements – GT Bray Park	Urban Stormwater Improvements – GT Bray Park	Project Administration	\$ 73,440
18-9	Manatee	Urban Stormwater Improvements – GT Bray Park	Urban Stormwater Improvements – GT Bray Park	Feasibility study and preliminary design	\$ 189,707
18-9	Manatee	Urban Stormwater Improvements – GT Bray Park	Urban Stormwater Improvements – GT Bray Park	Final Design and Permitting	\$ 96,750
18-9	Manatee	Urban Stormwater Improvements – GT Bray Park	Urban Stormwater Improvements – GT Bray Park	Construction	\$ 119,515
18-9	Manatee	Urban Stormwater Improvements – GT Bray Park	Urban Stormwater Improvements – GT Bray Park	Monitoring	\$ 47,427
18-10	Manatee	Kingfish Boat Ramp	Kingfish Boat Ramp	Project Administration	\$ 18,360
18-10	Manatee	Kingfish Boat Ramp	Kingfish Boat Ramp	Construction	\$ -
18-10	Manatee	Kingfish Boat Ramp	Kingfish Boat Ramp	Monitoring	\$ -
18-11	Manatee	Manatee County Boat Ramp		Project Administration	\$ 45,900
18-11	Manatee	Manatee County Boat Ramp		Final Design and Permitting	\$ 500,000
18-11	Manatee	Manatee County Boat Ramp		Construction	\$ 4,000,000
19-1	Sarasota	Dona Bay Hydrologic Restoration Program	Dona Bay Hydrologic Restoration Program	Project Administration	\$ 440,640
19-1	Sarasota	Dona Bay Hydrologic Restoration Program	Dona Bay Hydrologic Restoration Program	Phase III Feasibility study and preliminary design	\$ -
19-1	Sarasota	Dona Bay Hydrologic Restoration Program	Dona Bay Hydrologic Restoration Program	Phase III Final Design and Permitting	\$ 423,098
19-1	Sarasota	Dona Bay Hydrologic Restoration Program	Dona Bay Hydrologic Restoration Program	Phase III Construction	\$ 5,981,066
19-1	Sarasota	Dona Bay Hydrologic Restoration Program	Dona Bay Hydrologic Restoration Program	Phase IV Feasibility study and preliminary design	\$ -
19-1	Sarasota	Dona Bay Hydrologic Restoration Program	Dona Bay Hydrologic Restoration Program	Phase IV Final Design and Permitting	\$ 192,317
19-1	Sarasota	Dona Bay Hydrologic Restoration Program	Dona Bay Hydrologic Restoration Program	Phase IV Construction	\$ 1,730,855
19-1	Sarasota	Dona Bay Hydrologic Restoration Program	Dona Bay Hydrologic Restoration Program	Phase V Feasibility study and preliminary design	\$ -
19-1	Sarasota	Dona Bay Hydrologic Restoration Program	Dona Bay Hydrologic Restoration Program	Phase V Final Design and Permitting	\$ 192,317
19-1	Sarasota	Dona Bay Hydrologic Restoration Program	Dona Bay Hydrologic Restoration Program	Phase V Construction	\$ 1,730,855
19-1	Sarasota	Dona Bay Hydrologic Restoration Program	Dona Bay Hydrologic Restoration Program	Phase VI Feasibility study and preliminary design	\$ 105,774
19-1	Sarasota	Dona Bay Hydrologic Restoration Program	Dona Bay Hydrologic Restoration Program	Phase VI Final Design and Permitting	\$ 192,317
19-1	Sarasota	Dona Bay Hydrologic Restoration Program	Dona Bay Hydrologic Restoration Program	Phase VI Construction	\$ 1,625,081
19-1	Sarasota	Dona Bay Hydrologic Restoration Program	Dona Bay Hydrologic Restoration Program	Monitoring	\$ -
20-1	Charlotte	Charlotte Harbor Septic to Sewer Conversion Program	Charlotte Harbor Septic to Sewer Conversion Program	Project Administration	\$ -
20-1	Charlotte	Charlotte Harbor Septic to Sewer Conversion Program	Charlotte Harbor Septic to Sewer Conversion Program	Feasibility study	\$ -
20-1	Charlotte	Charlotte Harbor Septic to Sewer Conversion Program	Charlotte Harbor Septic to Sewer Conversion Program	Preliminary Design	\$ -
20-1	Charlotte	Charlotte Harbor Septic to Sewer Conversion Program	Charlotte Harbor Septic to Sewer Conversion Program	Final Design and Permitting	\$ -
20-1	Charlotte	Charlotte Harbor Septic to Sewer Conversion Program	Charlotte Harbor Septic to Sewer Conversion Program	Construction	\$ -
20-1	Charlotte	Charlotte Harbor Septic to Sewer Conversion Program	Charlotte Harbor Septic to Sewer Conversion Program	Monitoring	\$ -
20-2	Charlotte	West Port Water Reclamation Facility Expansion Project	West Port Water Reclamation Facility Expansion Project	Project Administration	\$ 100,000
20-2	Charlotte	West Port Water Reclamation Facility Expansion Project	West Port Water Reclamation Facility Expansion Project	Feasibility study and preliminary design	\$ -
20-2	Charlotte	West Port Water Reclamation Facility Expansion Project	West Port Water Reclamation Facility Expansion Project	Final Design and Permitting	\$ -
20-2	Charlotte	West Port Water Reclamation Facility Expansion Project	West Port Water Reclamation Facility Expansion Project	Construction	\$ 12,500,000
21-1	Lee	North East Caloosahatchee Tributaries Restoration Project	North East Caloosahatchee Tributaries Restoration Project	Project Administration	\$ 275,400

Project Number	County	Project Name - SEP Final	Program Project or Phase	Milestone	Pot 3 Cost
21-1	Lee	North East Caloosahatchee Tributaries Restoration Project	North East Caloosahatchee Tributaries Restoration Project	Feasibility study and preliminary design	\$ 487,319
21-1	Lee	North East Caloosahatchee Tributaries Restoration Project	North East Caloosahatchee Tributaries Restoration Project	Final Design and Permitting	\$ 1,461,957
21-1	Lee	North East Caloosahatchee Tributaries Restoration Project	North East Caloosahatchee Tributaries Restoration Project	Construction - phase I storage area	\$ 3,362,502
21-1	Lee	North East Caloosahatchee Tributaries Restoration Project	North East Caloosahatchee Tributaries Restoration Project	Construction - phase II storage area	\$ 4,707,503
21-1	Lee	North East Caloosahatchee Tributaries Restoration Project	North East Caloosahatchee Tributaries Restoration Project	Construction - phase III habitat/recreational	\$ 1,954,150
21-1	Lee	North East Caloosahatchee Tributaries Restoration Project	North East Caloosahatchee Tributaries Restoration Project	Monitoring	\$ 365,489
22-1	Collier	Comprehensive Watershed Improvement Program	Comprehensive Watershed Improvement Program	Project Administration	\$ 440,640
22-1	Collier	Comprehensive Watershed Improvement Program	Comprehensive Watershed Improvement Program	Preliminary Design	\$ -
22-1	Collier	Comprehensive Watershed Improvement Program	Comprehensive Watershed Improvement Program	Mitigation design	\$ -
22-1	Collier	Comprehensive Watershed Improvement Program	Comprehensive Watershed Improvement Program	North Belle Meade preliminary engineering	\$ -
22-1	Collier	Comprehensive Watershed Improvement Program	Comprehensive Watershed Improvement Program	Six L's masterplan	\$ 1,177,943
22-1	Collier	Comprehensive Watershed Improvement Program	Comprehensive Watershed Improvement Program	Final Design and Permitting	\$ 3,365,552
22-1	Collier	Comprehensive Watershed Improvement Program	Comprehensive Watershed Improvement Program	Construction Phase 1 (Golden Gate)	\$ 7,041,215
22-1	Collier	Comprehensive Watershed Improvement Program	Comprehensive Watershed Improvement Program	Construction Phase 2 (Six L's)	\$ -
22-1	Collier	Comprehensive Watershed Improvement Program	Comprehensive Watershed Improvement Program	Construction Phase 3 (Belle Meade)	\$ -
22-1	Collier	Comprehensive Watershed Improvement Program	Comprehensive Watershed Improvement Program	Monitoring	\$ 588,972
23-1	Monroe	Canal Management Master Plan Implementation	Canal Management Master Plan Implementation	Project Administration	\$ 128,520
23-1	Monroe	Canal Management Master Plan Implementation	Canal Management Master Plan Implementation	Final Design and Permitting	\$ 1,849,071
23-1	Monroe	Canal Management Master Plan Implementation	Canal Management Master Plan Implementation	Construction	\$ 10,340,857
23-1	Monroe	Canal Management Master Plan Implementation	Canal Management Master Plan Implementation	Monitoring	\$ 295,872

Table 2. SEP Project List Summary costs - SEP amendment #6

County	State	Project Number	Project Name	Spill Impact Component Request	Infrastructure Cost	Start year, estimate	End Year, estimate
Gulf Consortium	FL	24-1	Adaptive Planning and Compliance Project	\$ 560,334	\$ -	2020	2028
Escambia	FL	1-1	Bayou Chico Contaminated Sediment Remediation Project	\$ 12,614,321	\$ -	2019	2026
Santa Rosa	FL	2-1	Santa Rosa Sound Water Quality Improvement Program	\$ 12,612,016	\$ -	2021	2033
Okaloosa	FL	3-1	Coastal Stormwater Retrofit Program	\$ 4,553,507	\$ -	2020	2031
Okaloosa	FL	3-2	Offshore Fish Aggregating Devices	\$ -	\$ -	2019	2032
Okaloosa	FL	3-3	Choctawhatchee Bay Estuary Program	\$ 1,114,260	\$ -	2020	2025
Okaloosa	FL	3-4	Shoal River Headwaters Protection Program	\$ 4,808,805	\$ 4,808,805	2020	2032
Okaloosa	FL	3-5	Veterans Park Living Shoreline	\$ 1,600,113	\$ -	2019	2023
Okaloosa	FL	3-6	Artificial Reef Program Expansion	\$ 536,571	\$ -	2025	2029
Walton	FL	4-1	Choctawhatchee Bay Septic to Sewer Conversion	\$ 12,614,321	\$ -	2019	2033
Bay	FL	5-1	North Bay Water Quality Improvement Program	\$ 6,550,000	\$ -	2020	2034
Bay	FL	5-2	St. Andrew Bay Stormwater Improvement Program	\$ 6,064,320	\$ -	2019	2030
Gulf	FL	6-1	St. Joseph Bay/Chipola River Sewer Improvement Program	\$ 6,927,451	\$ -	2020	2030
Gulf	FL	6-2	Coastal Erosion Control Project	\$ 2,949,236	\$ -	2019	2024
Gulf	FL	6-3	Coastal Public Access Program - Gulf	\$ 2,737,634	\$ -	2023	2034
Franklin	FL	7-1	Emergency Operations Center	\$ 1,027,775	\$ 1,027,775	2020	2023
Franklin	FL	7-2	Apalachicola Bay Oyster Restoration	\$ 4,955,275	\$ -	2020	2029
Franklin	FL	7-3	Apalachicola Bay Cooperative Dredging Program	\$ 6,631,271	\$ 6,631,271	2020	2034
Wakulla	FL	8-1	Wakulla Springshed Water Quality Protection Program	\$ 12,433,016	\$ -	2019	2032
Wakulla	FL	8-2	Coastal Public Access Program - Wakulla	\$ 52,785	\$ -	2019	2031
Wakulla	FL	8-3	Artificial Reef and Oyster Habitat Enhancement	\$ -	\$ -	2021	2032
Jefferson	FL	9-1	Wacissa River Springshed Protection Program	\$ 6,978,642	\$ 6,978,642	2020	2029
Jefferson	FL	9-2	Wacissa River Park Improvement Program	\$ 2,000,934	\$ -	2019	2025
Jefferson	FL	9-3	Coastal Public Access Program - Jefferson	\$ 3,634,744	\$ -	2022	2034
Taylor	FL	10-1	Spring Warrior	\$ 1,608,440	\$ -	2021	2028
Taylor	FL	10-2	Hodges Park Rehabilitation Project	\$ 1,114,260	\$ -	2021	2027
Taylor	FL	10-3	Keaton Beach and Steinhatchee Boat Ramps By-Pass Project	\$ 8,389,239	\$ 8,389,239	2021	2030
Taylor	FL	10-4	Coastal Dredging for Keaton Beach and Steinhatchee Boat Ramps	\$ 1,500,000	\$ 1,500,000	2022	2024
Dixie	FL	11-1	Horseshoe Beach Working Waterfront Project	\$ 2,928,701	\$ 2,928,701	2020	2024
Dixie	FL	11-2	Shired Island Park Beach Nourishment and Living Shoreline	\$ 2,001,427	\$ -	2020	2025
Dixie	FL	11-3	Horseshoe Cove Oyster Restoration Project	\$ 1,055,794	\$ -	2020	2025
Dixie	FL	11-4	Coastal Public Access Program - Dixie	\$ 1,490,785	\$ -	2022	2027
Dixie	FL	11-5	Coastal Wastewater Septic to Sewer Conversion Program	\$ 5,137,614	\$ -	2028	2033
Levy	FL	12-1	Waccasassa River Conservation Land Acquisition	\$ 2,899,229	\$ -	2020	2021
Levy	FL	12-2	Suwannee Sound/Cedar Key Oyster Restoration Project	\$ 1,985,982	\$ -	2019	2025
Levy	FL	12-3	Coastal Septic to Sewer Conversion Program	\$ 7,729,110	\$ -	2025	2033
Citrus	FL	13-1	NW Quadrant Sewer Force Main Project	\$ 6,340,160	\$ -	2019	2024
Citrus	FL	13-2	Cross Florida Barge Canal Boat Ramp	\$ 4,286,785	\$ -	2020	2026
Citrus	FL	13-3	Artificial Reef Program - Citrus	\$ 1,226,243	\$ -	2026	2029
Citrus	FL	13-4	Springshed Stormwater Improvement Program	\$ -	\$ -	2027	2034
Citrus	FL	13-5	Inshore Artificial Reef - Citrus	\$ 758,750	\$ -	2022	2027
Hernando	FL	14-1	Artificial Reef Program - Hernando	\$ 2,430,631	\$ -	2019	2030
Hernando	FL	14-2	Coastal Habitat Enhancement Program	\$ 815,578	\$ -	2019	2024

County	State	Project Number	Project Name	Spill Impact Component Request	Infrastructure Cost	Start year, estimate	End Year, estimate
Hernando	FL	14-3	Waterway/Gulf Access Program	\$ 4,527,623	\$ -	2022	2034
Hernando	FL	14-4	Weeki Wachee Springshed Septic to Sewer Conversion Program	\$ 1,822,652	\$ -	2020	2028
Hernando	FL	14-5	Coastal Stormwater Improvement - Calienta Street	\$ 2,955,080	\$ 2,955,080	2020	2025
Pasco	FL	15-1	Port Richey Watershed Stormwater Management Project	\$ 15,000	\$ -	2019	2024
Pasco	FL	15-2	Hammock Creek-Sea Pines Stormwater Management Project	\$ -	\$ -	2024	2029
Pasco	FL	15-3	Inshore Artificial Reef - Pithlachascotee River	\$ -	\$ -	2022	2026
Pasco	FL	15-4	Coastal Environmental Research Network (CERN)	\$ -	\$ -	2031	2034
Pasco	FL	15-5	Artificial Reef Program – Hudson Reef	\$ 15,000	\$ -	2020	2022
Pasco	FL	15-6	Madison Street and Gulf Drive Stormwater Retrofit Project	\$ -	\$ -	2027	2031
Pasco	FL	15-7	Crews Lake Hydrologic Restoration	\$ -	\$ -	NA	NA
Pasco	FL	15-8	Ranch Road Infrastructure Improvements	\$ -	\$ -	2030	2034
Pasco	FL	15-9	Channel Restoration and Water Quality Project	\$ 12,419,988	\$ 12,419,988	2024	2029
Pinellas	FL	16-1	Lake Seminole Sediment Removal Project	\$ 1,171,361	\$ -	2019	2024
Pinellas	FL	16-2	Wastewater Collection System Improvements	\$ 6,383,469	\$ -	2021	2029
Pinellas	FL	16-3	Land Acquisition for Floodplain Restoration and Resiliency	\$ 3,384,234	\$ -	2020	2026
Pinellas	FL	16-4	Coastal Public Access Program - Pinellas	\$ 1,216,818	\$ -	2029	2034
Pinellas	FL	16-5	Artificial Reef Program - Pinellas	\$ 460,137	\$ -	2030	2033
Hillsborough	FL	17-1	Cockroach Bay Aquatic Preserve Land Acquisition and Ecosystem Restoration	\$ 4,926,415	\$ -	2019	2026
Hillsborough	FL	17-2	Delaney Creek/Palm River Heights Septic to Sewer Conversion	\$ 7,689,443	\$ -	2020	2033
Manatee	FL	18-1	Manatee River Oyster Restoration Project	\$ 1,947,800	\$ -	2027	2034
Manatee	FL	18-2	Portosueno Park Living Shoreline	\$ 689,987	\$ -	2020	2023
Manatee	FL	18-3	Preserve Management Plans	\$ -	\$ -	NA	NA
Manatee	FL	18-4	Artificial Reef Program - Larry Borden Reef	\$ 1,325,505	\$ -	2027	2030
Manatee	FL	18-5	Palmetto Greene Bridge Fishing Pier Replacement	\$ 2,817,718	\$ -	2021	2026
Manatee	FL	18-6	Applied Research for Shellfish Aquaculture	\$ 330,460	\$ -	2020	2024
Manatee	FL	18-7	Coastal Preserve Trail and Boardwalk Enhancements	\$ 411,751	\$ -	2027	2034
Manatee	FL	18-8	Coastal Watershed Management Plans	\$ -	\$ -	NA	NA
Manatee	FL	18-9	Urban Stormwater Improvements – GT Bray Park	\$ 526,839	\$ -	2030	2033
Manatee	FL	18-10	Kingfish Boat Ramp	\$ 18,360	\$ -	2020	2021
Manatee	FL	18-11	Manatee County Boat Ramp	\$ 4,545,900	\$ -	2023	2027
Sarasota	FL	19-1	Dona Bay Hydrologic Restoration Program	\$ 12,614,321	\$ -	2019	2034
Charlotte	FL	20-1	Charlotte Harbor Septic to Sewer Conversion Program	\$ -	\$ -	2019	2026
Charlotte	FL	20-2	West Port Water Reclamation Facility Expansion Project	\$ 12,600,000	\$ -	2025	2030
Lee	FL	21-1	North East Caloosahatchee Tributaries Restoration Project	\$ 12,614,321	\$ -	2020	2034
Collier	FL	22-1	Comprehensive Watershed Improvement Program	\$ 12,614,321	\$ -	2019	2034
Monroe	FL	23-1	Canal Management Master Plan Implementation	\$ 12,614,321	\$ -	2020	2026
Totals				\$ 290,314,879	\$ 47,639,500		
16.4% % infrastruture cost							

AGENDA ITEM 11

**Gulf Consortium Executive Committee Meeting
January 25, 2024**

**Agenda Item 11
Project Highlight**

Statement of Issue:

At the request of the Board, an SEP project implementation highlight will be presented at Board meetings.

Discussion:

The primary purpose of the Dona Bay Restoration Program is: (1) provide a more natural freshwater/saltwater regime in the tidal portions of Dona Bay; (2) provide a more natural freshwater flow regime pattern for the Dona Bay watershed; (3) protect existing and future property owners from flood damage; (4) protect existing water quality; and (5) develop potential alternative surface water supply options that are consistent with, and support, other program objectives. The current award for this project is funding phase 3 E&D, phase 4 water control structure rehabilitation, and phase 5 E&D.

Attachments:

Slides on project 19-1: Dona Bay Hydrologic Restoration (Sarasota County)

Action Required:

None; informational only.

Prepared by:

Dan Dourte, The Balmoral Group
On: January 18, 2024



Project Highlight:

19-1: Dona Bay Hydrologic Restoration (Sarasota County)



19-1: Dona Bay Hydrologic Restoration (Sarasota County)

Goals:

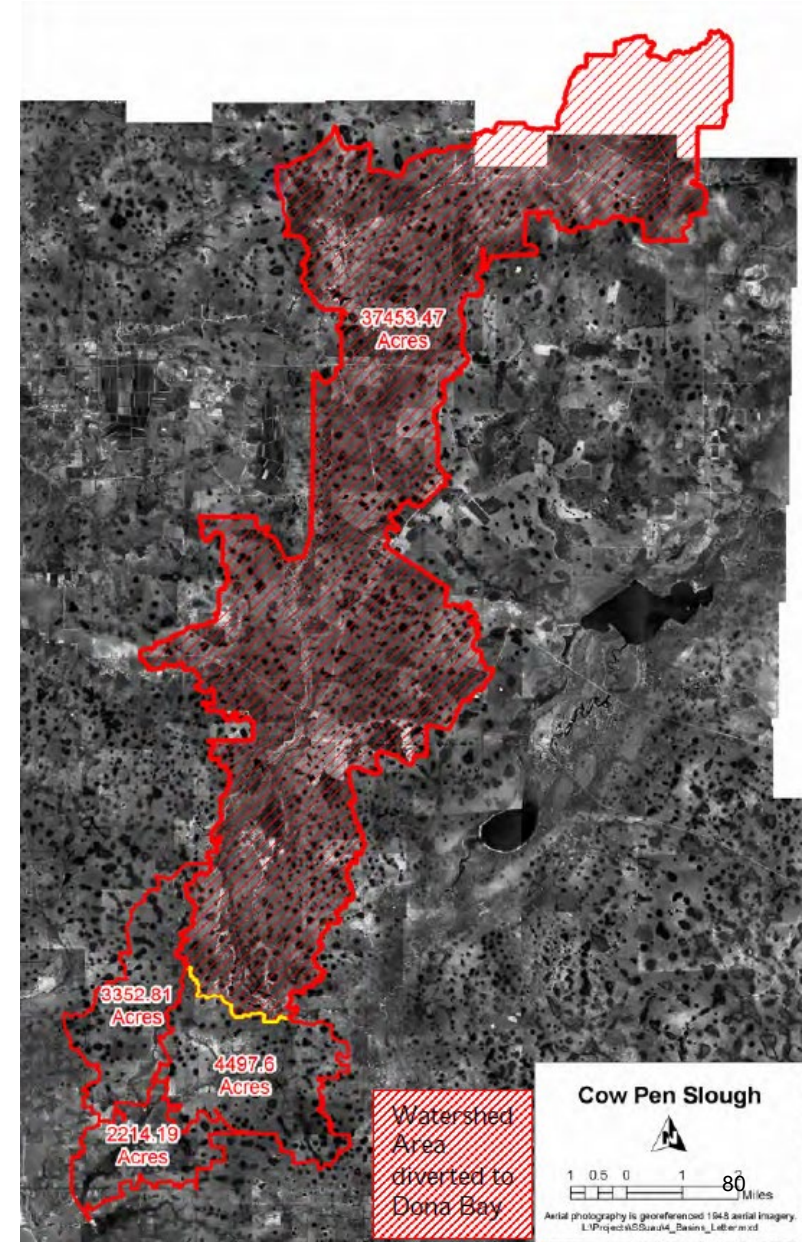
- Restore the hydrologic flows to a more “natural” (pre-canal) flow regime to improve Dona Bay aquatic health

Approach:

- Fund the design and construction of storage increases in Dona Bay watershed to retain more freshwater flows upstream of the Bay

Background:

- Mid-1900’s ditching/draining increased the watershed size draining to Dona Bay; this project aims to undo some of ecological consequences of that



Key Personnel:

- Patti Wilken (Sarasota County), Paul Semenec (Sarasota County), Brooke Langston (Sarasota County), Mollie Holland (Sarasota County), Mike Jones (Sarasota County), Cliff Harrison (Sarasota County)

Progress and status:

- Awarded Oct 2018
- Phase 3 design underway
- Amended to add construction funds; current/new amendment pending with RESTORE to funding for exploratory aquifer storage well
- Will be amended again in coming years to add additional construction funding



19-1: Dona Bay Hydrologic Restoration (Sarasota County)

Jan 2024 site visit

- Site visit with Gulf Consortium (Dan) and RESTORE Council to visit project sites and see the water control structure repairs that were recently completed on King's Gate water control structure



AGENDA ITEM 12

**Gulf Consortium Executive Committee Meeting
January 25, 2024**

**Agenda Item 12
General Counsel's Report**

Statement of Issue:

As needed updates from General Counsel

Action Required:

None, informational only

Prepared By:

Grant Miller
Economic Analyst
The Balmoral Group
January 18, 2024

AGENDA ITEM 13

**Gulf Consortium Executive Committee Meeting
January 25, 2024**

**Agenda Item 13
Manager's Report**

Statement of Issue:

Consortium staff provides a report on updates to Consortium activities since the last Board meeting.

Discussion:

Staff submitted 16 draw requests, and 2 Financial Reports during the reporting period. There are 9 financial and performance reports due next month. RESTORE Council has updated reporting periods for all awards across the Gulf States, and all Consortium awards will have reports due either Mar 1 or Aug 29 depending on the award. This simplifies reporting but also means twice per year there's a substantial reporting workload.

Staff is very excited to see the new funds being applied in the grant application that is pending approval today.

The Fiscal Year audit has commenced and we are on track for timely completion of the updated audit.

Quarterly calls with Counties are continuing – keeping us updated on grant activity; and monthly calls with RESTORE Council have been scheduled to stay in closer contact with them.

Staff completed our first construction-verification site visit in Sarasota County's Dona Bay to review recent water control structure rehabilitation. A big thank you to Sarasota County for a very thorough and fascinating tour of the Dona Bay hydrologic restoration sites.

Attachments:

None.

Action Required:

None; informational only.

Prepared by:

Valerie Seidel, The Balmoral Group

On: January 18, 2024

AGENDA ITEM 14

**Gulf Consortium Executive Committee Meeting
January 25, 2024**

**Agenda Item 14
Public Comments**

Statement of Issue:

The public is invited to provide comments on issues that are NOT on today's agenda.

Attachments:

None

Prepared by:

Grant Miller

The Balmoral Group

On: January 18, 2024

AGENDA ITEM 15

**Gulf Consortium Executive Committee Meeting
January 25, 2024**

**Agenda Item 15
Executive Committee Member Comments**

Statement of Issue:

Members of the Executive Committee are invited to provide comments on relevant issues.

Attachments:

None

Prepared by:

Grant Miller

The Balmoral Group

On: January 18, 2024